


Computerised results and timing service provided by **TISSOT**

Moto3

GRAN PREMIO D'ITALIA TIM
Qualifying Practice
Classification

10

	<i>Rider</i>	<i>Nation</i>	<i>Team</i>	<i>Motorcycle</i>	<i>Time</i>	<i>Lap Total</i>	<i>Gap</i>	<i>Top Speed</i>
1	25 Maverick VIÑALES	SPA	Blusens Avintia	FTR HONDA	1'57.980	17 17		229.1
2	11 Sandro CORTESE	GER	Red Bull KTM Ajo	KTM	1'58.401	15 15	0.421 0.421	230.5
3	42 Alex RINS	SPA	Estrella Galicia 0,0	SUTER HONDA	1'58.821	14 17	0.841 0.420	228.6
4	7 Efren VAZQUEZ	SPA	JHK Laglisse	FTR HONDA	1'58.840	8 15	0.860 0.019	230.1
5	52 Danny KENT	GBR	Red Bull KTM Ajo	KTM	1'59.089	13 18	1.109 0.249	231.8
6	27 Niccolò ANTONELLI	ITA	San Carlo Gresini Moto3	FTR HONDA	1'59.361	14 15	1.381 0.272	229.1
7	63 Zulfahmi KHAIRUDDIN	MAL	AirAsia-Sic-Ajo	KTM	1'59.391	13 16	1.411 0.030	234.9
8	5 Romano FENATI	ITA	Team Italia FMI	FTR HONDA	1'59.465	15 17	1.485 0.074	227.8
9	39 Luis SALOM	SPA	RW Racing GP	KALEX KTM	1'59.473	15 15	1.493 0.008	230.2
10	55 Hector FAUBEL	SPA	Mapfre Aspar Team Moto3	KALEX KTM	1'59.573	14 17	1.593 0.100	231.9
11	96 Louis ROSSI	FRA	Racing Team Germany	FTR HONDA	1'59.680	16 17	1.700 0.107	228.3
12	23 Alberto MONCAYO	SPA	Mapfre Aspar Team Moto3	KALEX KTM	1'59.698	16 16	1.718 0.018	232.6
13	84 Jakub KORNFEIL	CZE	Redox-Ongetta-Centro Seta	FTR HONDA	1'59.777	18 18	1.797 0.079	228.3
14	89 Alan TECHER	FRA	Technomag-CIP-TSR	TSR HONDA	1'59.878	17 17	1.898 0.101	231.5
15	74 Kevin CALIA	ITA	Elle 2 Ciatti	HONDA	1'59.955	15 16	1.975 0.077	231.2
16	44 Miguel OLIVEIRA	POR	Estrella Galicia 0,0	SUTER HONDA	1'59.966	18 18	1.986 0.011	226.3
17	10 Alexis MASBOU	FRA	Caretta Technology	HONDA	2'00.463	14 17	2.483 0.497	230.8
18	41 Brad BINDER	RSA	RW Racing GP	KALEX KTM	2'00.774	3 15	2.794 0.311	230.6
19	19 Alessandro TONUCCI	ITA	Team Italia FMI	FTR HONDA	2'00.784	8 17	2.804 0.010	226.7
20	71 Michael Ruben RINALDI	ITA	Racing Team Gabrielli	HONDA	2'00.894	8 17	2.914 0.110	225.8
21	9 Toni FINSTERBUSCH	GER	Cresto Guide MZ Racing	HONDA	2'00.925	16 16	2.945 0.031	225.7
22	30 Giulian PEDONE	SWI	Ambrogio Next Racing	SUTER HONDA	2'00.958	14 16	2.978 0.033	226.7
23	32 Isaac VIÑALES	SPA	Ongetta-Centro Seta	FTR HONDA	2'01.167	15 15	3.187 0.209	227.5
24	26 Adrian MARTIN	SPA	JHK Laglisse	FTR HONDA	2'01.183	4 4	3.203 0.016	226.7
25	8 Jack MILLER	AUS	Caretta Technology	HONDA	2'01.213	17 17	3.233 0.030	229.1
26	94 Jonas FOLGER	GER	IodaRacing Project	IODA	2'01.217	3 3	3.237 0.004	221.8
27	15 Simone GROTZKYJ	ITA	Ambrogio Next Racing	SUTER HONDA	2'01.308	13 16	3.328 0.091	225.4
28	31 Niklas AJO	FIN	TT Motion Events Racing	KTM	2'01.310	15 15	3.330 0.002	230.5
29	61 Arthur SISSIS	AUS	Red Bull KTM Ajo	KTM	2'01.317	17 17	3.337 0.007	230.4
30	21 Ivan MORENO	SPA	Andalucia JHK Laglisse	FTR HONDA	2'01.319	13 14	3.339 0.002	226.6
31	53 Jasper IWEMA	NED	Moto FGR	FGR HONDA	2'01.362	4 8	3.382 0.043	229.1
32	99 Danny WEBB	GBR	Mahindra Racing	MAHINDRA	2'01.463	9 15	3.483 0.101	221.5
33	20 Riccardo MORETTI	ITA	Mahindra Racing	MAHINDRA	2'01.780	14 15	3.800 0.317	223.6
34	3 Luigi MORCIANO	ITA	Ioda Team Italia	IODA	2'02.446	9 16	4.466 0.666	224.6
35	51 Kenta FUJII	JPN	Technomag-CIP-TSR	TSR HONDA	2'04.773	15 17	6.793 2.327	225.8

Practice condition Dry

Air: 28°
 Humidity: 50%
 Ground: 47°

Fastest Lap:	Lap: 17	Maverick VIÑALES	1'57.980	160.044 Km/h
Circuit Record Lap:		New category		
Circuit Best Lap:	2012	Maverick VIÑALES	1'57.980	160.044 Km/h

The results are provisional until the end of the limit for protest and appeals.

Time limit for protest expires 60' after publication of the results - Mr. Time:

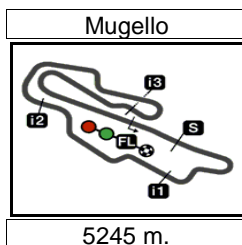
These data/results cannot be reproduced, stored and/or transmitted in whole or in part by any manner of electronic, mechanical, photocopying, recording, broadcasting or otherwise now known or herein after developed without the previous express consent by the copyright owner, except for reproduction in daily press and regular printed publications on sale to the public within 60 days of the event related to those data/results and always provided that copyright symbol appears together as follows below.

© DORNA, 2012

Official MotoGP Timing by **TISSOT**
 www.motogp.com

Mugello, Saturday, July 14, 2012





Computerised results and timing service provided by **TISSOT**

Moto3

GRAN PREMIO D'ITALIA TIM

Qualifying Practice

Top Speed & Average

11



Rider	Nation	Motorcycle	Top 5 speeds					Average	Top
63 Zulfahmi KHAIRUDDIN	MAL	KTM	234.9	234.1	232.2	231.9	231.1	232.8	234.9
23 Alberto MONCAYO	SPA	KALEX KTM	232.6	230.5	230.2	229.9	229.4	230.5	232.6
55 Hector FAUBEL	SPA	KALEX KTM	231.9	230.5	230.2	228.9	228.7	230.0	231.9
52 Danny KENT	GBR	KTM	231.8	230.5	230.1	228.9	228.7	230.0	231.8
89 Alan TECHER	FRA	TSR HONDA	231.5	229.9	229.9	229.0	227.0	229.4	231.5
74 Kevin CALIA	ITA	HONDA	231.2	230.8	229.6	226.4	226.3	228.9	231.2
10 Alexis MASBOU	FRA	HONDA	230.8	230.7	229.3	225.8	225.6	228.4	230.8
41 Brad BINDER	RSA	KALEX KTM	230.6	227.3	227.1	226.6	226.6	227.6	230.6
11 Sandro CORTESE	GER	KTM	230.5	227.2	227.1	225.6	225.2	227.1	230.5
31 Niklas AJO	FIN	KTM	230.5	230.1	228.7	228.4	228.3	229.2	230.5
61 Arthur SISSIS	AUS	KTM	230.4	229.4	227.3	227.1	225.8	228.0	230.4
39 Luis SALOM	SPA	KALEX KTM	230.2	230.0	229.0	228.4	228.0	229.1	230.2
7 Efren VAZQUEZ	SPA	FTR HONDA	230.1	229.4	229.3	229.1	228.9	229.4	230.1
8 Jack MILLER	AUS	HONDA	229.1	228.8	228.5	228.4	228.3	228.6	229.1
27 Niccolò ANTONELLI	ITA	FTR HONDA	229.1	228.0	227.9	227.8	227.3	228.0	229.1
53 Jasper IWEMA	NED	FGR HONDA	229.1	228.3	227.5	225.9	223.6	226.9	229.1
25 Maverick VIÑALES	SPA	FTR HONDA	229.1	228.8	228.7	227.7	226.0	228.0	229.1
42 Alex RINS	SPA	SUTER HONDA	228.6	225.6	225.4	224.9	224.7	225.8	228.6
84 Jakub KORNFEIL	CZE	FTR HONDA	228.3	226.0	224.3	223.0	222.5	224.8	228.3
96 Louis ROSSI	FRA	FTR HONDA	228.3	226.0	225.7	224.9	223.4	225.6	228.3
5 Romano FENATI	ITA	FTR HONDA	227.8	226.7	226.2	226.2	225.1	226.4	227.8
32 Isaac VIÑALES	SPA	FTR HONDA	227.5	226.3	225.4	224.9	223.3	225.5	227.5
19 Alessandro TONUCCI	ITA	FTR HONDA	226.7	225.1	224.3	223.6	223.3	224.6	226.7
30 Giulian PEDONE	SWI	SUTER HONDA	226.7	226.3	225.2	224.2	223.8	225.2	226.7
26 Adrian MARTIN	SPA	FTR HONDA	226.7	226.5	121.6	108.8		170.9	226.7
21 Ivan MORENO	SPA	FTR HONDA	226.6	225.8	225.8	225.8	225.3	225.9	226.6
44 Miguel OLIVEIRA	POR	SUTER HONDA	226.3	225.8	225.3	224.3	224.0	225.1	226.3
51 Kenta FUJII	JPN	TSR HONDA	225.8	223.5	222.9	222.3	222.3	223.3	225.8
71 Michael Ruben RINALDI	ITA	HONDA	225.8	225.0	223.8	222.8	220.7	223.6	225.8
9 Toni FINSTERBUSCH	GER	HONDA	225.7	225.0	224.6	223.9	222.4	224.3	225.7
15 Simone GROTZKYJ	ITA	SUTER HONDA	225.4	225.4	225.4	224.4	223.0	224.7	225.4
3 Luigi MORCIANO	ITA	IODA	224.6	222.1	221.4	220.0	219.6	221.5	224.6
20 Ricardo MORETTI	ITA	MAHINDRA	223.6	223.3	220.9	220.9	219.2	221.6	223.6
94 Jonas FOLGER	GER	IODA	221.8	218.0	215.2	115.9		192.7	221.8
99 Danny WEBB	GBR	MAHINDRA	221.5	221.0	220.3	219.2	216.6	219.7	221.5

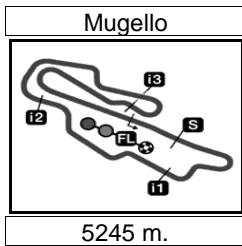
These data/results cannot be reproduced, stored and/or transmitted in whole or in part by any manner of electronic, mechanical, photocopying, recording, broadcasting or otherwise now known or herein after developed without the previous express consent by the copyright owner, except for reproduction in daily press and regular printed publications on sale to the public within 60 days of the event related to those data/results and always provided that copyright symbol appears together as follows below.

© DORNA, 2012

Official MotoGP Timing by **TISSOT**
www.motogp.com



Mugello, Saturday, July 14, 2012



Computerised results and timing service provided by **TISSOT**

Moto3

GRAN PREMIO D'ITALIA TIM

Qualifying Practice

Chronological Analysis of Performances

12

P Crossing the finish line in pit lane		T1 Time from finish line to 1st intermediate				T2 Time from 1st intermed. to 2nd intermed.				T3 Time from 2nd intermed. to 3rd intermed.				T4 Time from 3rd intermediate to finish line			
Lap	Lap Time	T1	T2	T3	T4	Speed	Lap	Lap Time	T1	T2	T3	T4	Speed				
1st	25	Maverick VIÑALES Blusens Avintia SPA					12	1'59.565	29.105	24.438	37.355	28.667	222.7				
		Runs=3 Total laps=17 Full laps=12					13	2'01.576	28.997	24.572	39.024	28.983	225.6				
1	3'33.184	1'26.071	31.003	51.150	44.960	130.3	14	1'58.821	28.916	24.153	37.181	28.571	225.4				
2	2'01.998	29.164	24.926	38.244	29.664	224.6	15	1'59.501	28.877	24.133	37.557	28.934	222.3				
3	2'00.175	29.036	24.485	37.379	29.275	226.0	16	1'59.466	28.839	24.336	37.294	28.997	224.9				
4	1'59.814	28.886	24.531	37.219	29.178	222.8	17	2'00.374	29.061	24.508	37.967	28.838	220.8				
5	4'17.230 P	28.944				223.6											
6	2'21.902	37.510	33.891	40.222	30.279	123.1											
7	1'59.468	29.125	24.238	36.947	29.158	224.6											
8	1'59.157	28.761	24.304	37.039	29.053	228.7											
9	1'59.367	28.765	24.351	37.109	29.142	224.3											
10	2'03.123	31.596	24.822	37.710	28.995	201.6											
11	5'14.511 P	28.990	24.448	37.632	3'43.441	228.8											
12	2'05.896	35.025	24.345	37.462	29.064	134.3											
13	1'59.022	28.757	24.274	37.222	28.769	223.5											
14	1'58.756	28.547	24.255	36.971	28.983	229.1											
15	2'00.300	28.732	24.179	37.221	30.168	225.1											
16	2'05.500	35.080	24.722	37.116	28.582	161.9											
17	1'57.980	28.652	24.135	36.845	28.348	227.7											
							4th	7	Efren VAZQUEZ JHK Laglisse SPA								
									Runs=3 Total laps=15 Full laps=10								
1	3'02.344	58.715	39.353	48.569	35.707	114.9	12	2'04.991	33.714	24.918	37.818	28.541	154.0				
2	2'01.040	29.330	24.917	37.702	29.091	229.1	13	2'00.702	28.938	24.534	37.943	29.287	229.3				
3	1'59.903	28.975	24.430	37.488	29.010	226.9	14	1'59.462	29.029	24.471	37.472	28.490	229.4				
4	2'01.521	29.607	25.018	37.781	29.115	227.0	15	1'59.633	29.078	24.606	37.399	28.550	230.1				
5	2'00.138	28.837	24.690	37.539	29.072	228.9											
6	7'00.507 P	32.892				223.5											
7	2'08.111	36.019	25.973	37.374	28.745	123.6											
8	1'58.840	28.812	24.241	37.204	28.583	225.6											
9	2'02.676	30.601	24.854	38.220	29.001	223.9											
10	2'01.763	29.495	24.813	37.726	29.729	227.5											
11	7'15.014 P	32.822				218.3											
							5th	52	Danny KENT Red Bull KTM Ajo GBR								
									Runs=3 Total laps=18 Full laps=13								
1	3'26.736	1'24.017	34.297	49.497	38.925	99.6	12	2'17.834	42.905	26.512	38.896	29.521	112.2				
2	2'11.362	33.182	29.718	39.116	29.346	223.7	13	1'59.089	28.662	24.436	37.110	28.881	230.5				
3	2'00.175	29.043	24.556	37.635	28.941	225.8	14	2'02.134	30.012	25.220	38.063	28.839	223.0				
4	1'59.949	28.878	24.634	37.435	29.002	227.2	15	1'59.797	28.963	24.442	37.198	29.194	231.8				
5	2'03.797	28.854	24.693	40.534	29.716	226.5	16	2'00.135	28.647	24.678	37.652	29.158	230.1				
6	3'44.839 P	29.355				228.9	17	1'59.435	28.738	24.370	37.593	28.734	228.7				
7	2'18.860	42.547	29.067	38.217	29.029	102.5	18	1'59.337	28.794	24.443	37.365	28.735	225.1				
8	2'00.152	29.128	24.731	37.341	28.952	226.9											
9	1'59.502	28.682	24.487	37.384	28.949	225.0											
10	1'59.273	28.905	24.429	37.111	28.828	223.4											
11	3'31.494 P	28.814				225.6											
							6th	27	Niccolò ANTONELLI San Carlo Gresini Mot ITA								
									Runs=3 Total laps=15 Full laps=10								
1	2'29.030	53.304	27.002	38.716	30.008	103.0											
2	2'00.440	29.212	24.763	37.537	28.928	224.2											
3	2'03.040	29.246	25.060	39.308	29.426	225.9											
4	2'02.003	29.802	25.142	38.144	28.915	229.1											

Fastest Lap: Maverick VIÑALES Blusens Avintia SPA **1'57.980** 28.652 24.135 36.845 28.348

These data/results cannot be reproduced, stored and/or transmitted in whole or in part by any manner of electronic, mechanical, photocopying, recording, broadcasting or otherwise now known or herein after developed without the previous express consent by the copyright owner, except for reproduction in daily press and regular printed publications on sale to the public within 60 days of the event related to those data/results and always provided that copyright symbol appears together as follows below.
© DORNA, 2012



Qualifying Practice

Moto3

Lap	Lap Time	T1	T2	T3	T4	Speed	Lap	Lap Time	T1	T2	T3	T4	Speed
5	2'00.947	29.184	24.484	37.570	29.709	227.3	11	2'16.960	41.436	27.113	38.972	29.439	164.5
6	8'48.945 P	30.300				216.0	12	2'00.338	29.353	24.662	37.402	28.921	223.9
7	2'07.574	34.721	25.717	37.882	29.254	149.5	13	2'00.154	28.865	24.467	37.788	29.034	230.0
8	2'00.055	29.100	24.620	37.252	29.083	221.9	14	1'59.614	28.776	24.391	37.710	28.737	230.2
9	2'00.323	28.943	24.588	37.513	29.279	222.6	15	1'59.473	28.884	24.338	37.647	28.604	226.9
10	5'05.500 P	32.163				201.1	10th 55 Hector FAUBEL Mapfre Aspar Team M SPA						
11	2'58.673	36.240	43.711	58.435	40.287	138.6	Runs=3 Total laps=17 Full laps=12						
12	1'59.899	29.479	24.662	37.195	28.563	227.8	1	2'26.338	51.042	26.102	39.576	29.618	104.2
13	2'00.787	28.805	24.644	38.100	29.238	227.9	2	2'01.510	29.569	25.033	37.958	28.950	231.9
14	1'59.361	28.867	24.267	37.506	28.721	226.4	3	2'05.287	32.767	25.216	38.296	29.008	225.2
15	1'59.819	28.836	24.506	37.356	29.121	228.0	4	2'01.781	29.568	25.083	38.090	29.040	230.2
7th 63 Zulfahmi KHAIRUD AirAsia-Sic-Ajo MAL							5	2'00.601	29.223	24.835	37.581	28.962	230.5
Runs=3 Total laps=16 Full laps=11							6	6'04.146 P	30.982				223.0
1	2'56.453	1'02.846	35.692	44.472	33.443	136.8	7	2'19.047	33.649	27.310	44.492	33.596	161.4
2	2'00.929	29.034	25.049	37.938	28.908	234.9	8	2'01.873	28.842	24.679	37.787	30.565	228.7
3	2'01.542	29.183	25.043	38.253	29.063	230.2	9	2'01.016	29.048	25.016	37.828	29.124	227.5
4	2'00.518	29.018	24.774	37.798	28.928	228.5	10	2'03.418	31.411	24.712	37.952	29.343	208.4
5	4'36.339 P	29.373				232.2	11	2'46.412	31.312	31.815	55.287	47.998	226.7
6	2'12.470	37.844	26.714	38.587	29.325	131.3	12	2'49.864 P	29.711				222.6
7	2'01.030	29.253	24.764	37.764	29.249	223.5	13	2'59.752	37.256	36.497	1'00.688	45.311	136.2
8	2'00.358	29.061	24.623	37.817	28.857	226.4	14	1'59.573	28.917	24.966	37.158	28.532	228.2
9	2'00.175	28.802	24.768	37.873	28.732	231.9	15	2'01.931	28.801	24.834	37.460	30.836	228.5
10	7'41.830 P	32.373				227.6	16	2'01.725	29.939	24.999	37.967	28.820	228.9
11	2'08.426	35.830	25.404	38.182	29.010	139.9	17	1'59.877	28.612	24.838	37.371	29.056	228.6
12	2'00.049	29.118	24.670	37.694	28.567	228.6	11th 96 Louis ROSSI Racing Team German FRA						
13	1'59.391	28.813	24.485	37.373	28.720	234.1	Runs=4 Total laps=17 Full laps=11						
14	1'59.445	28.775	24.673	37.471	28.526	230.2	1	3'31.996	1'32.852	25.695	48.144	45.305	158.8
15	2'08.430	35.194	26.432	38.164	28.640	230.5	2	2'04.311	29.978	26.855	38.266	29.212	216.3
16	1'59.863	29.008	24.531	37.515	28.809	231.1	3	1'59.795	28.910	24.630	37.395	28.860	224.9
8th 5 Romano FENATI Team Italia FMI ITA							4	2'03.214	29.099	24.813	40.309	28.993	221.9
Runs=3 Total laps=17 Full laps=12							5	2'02.170	29.104	24.727	37.680	30.659	223.2
1	3'01.909	1'29.275	25.693	37.672	29.269	154.4	6	4'52.404 P	29.348				223.4
2	2'00.909	29.143	24.836	37.649	29.281	226.2	7	1'36.749 P	38.074				120.9
3	2'00.424	29.124	24.635	37.564	29.101	224.3	8	2'04.447	33.070	24.902	37.438	29.037	157.6
4	2'00.778	29.059	25.080	37.528	29.111	227.8	9	2'01.319	29.070	24.671	38.247	29.331	221.8
5	2'00.758	29.114	24.795	37.482	29.367	226.7	10	2'00.987	29.331	24.768	37.702	29.186	218.8
6	4'33.310 P	33.418				206.7	11	2'01.190	29.127	24.611	37.842	29.610	222.4
7	2'06.153	33.799	25.706	37.162	29.486	159.7	12	2'00.321	28.917	24.576	37.598	29.230	228.3
8	2'00.012	29.168	24.860	37.007	28.977	222.0	13	4'24.702 P	31.999				226.0
9	1'59.714	28.966	24.570	37.158	29.020	223.7	14	2'50.010	35.770	49.466	53.023	31.751	142.4
10	1'59.632	29.094	24.440	37.054	29.044	223.1	15	1'59.831	29.385	24.499	37.081	28.866	220.5
11	1'59.851	28.933	24.514	37.327	29.077	224.3	16	1'59.680	29.347	24.403	37.100	28.830	225.7
12	4'10.545 P	30.935				218.7	17	1'59.919	28.914	24.499	37.571	28.935	222.9
13	2'11.882	36.971	27.098	38.118	29.695	153.9	12th 23 Alberto MONCAYO Mapfre Aspar Team M SPA						
14	1'59.851	28.982	24.624	37.224	29.021	224.6	Runs=3 Total laps=16 Full laps=11						
15	1'59.465	28.949	24.490	37.028	28.998	225.1	1	2'56.221	1'01.731	31.912	49.192	33.386	150.3
16	1'59.659	28.863	24.605	37.130	29.061	226.2	2	2'02.263	29.516	25.526	38.087	29.134	227.7
17	1'59.831	29.073	24.570	37.153	29.035	223.4	3	2'01.532	29.184	24.708	38.335	29.305	224.2
9th 39 Luis SALOM RW Racing GP SPA							4	2'00.526	28.835	24.745	37.773	29.173	229.9
Runs=4 Total laps=15 Full laps=9							5	8'05.975 P	29.105				225.5
1	2'58.360	58.557	28.071	55.015	36.717	155.0	6	2'43.430	53.360	39.767	40.373	29.930	105.8
2	2'04.940	31.738	25.628	38.405	29.169	226.0	7	2'00.711	28.945	24.687	37.903	29.176	227.9
3	2'00.329	29.244	24.496	37.755	28.834	223.0	8	2'23.546	30.054	34.009	50.019	29.464	228.2
4	2'00.741	28.968	24.963	37.840	28.970	228.0	9	2'04.912	31.346	24.829	38.912	29.825	225.8
5	2'00.447	29.081	24.688	37.619	29.059	226.8	10	2'00.169	29.004	24.614	37.606	28.945	230.2
6	6'22.217 P	31.179				222.3	11	1'59.995	28.970	24.614	37.629	28.782	230.5
7	2'19.963	45.133	26.136	39.592	29.102	146.7	12	2'44.139 P	29.355				225.4
8	2'03.335	29.088	24.810	40.520	28.917	229.0	13	2'30.314	43.317	38.059	40.060	28.878	105.1
9	5'41.956 P	29.566				228.4	14	2'00.186	29.183	24.657	37.532	28.814	224.9
10	3'45.476 P	36.184	25.936	40.424	2'02.932	149.7	15	2'02.820	29.594	26.725	37.909	28.592	232.6

Fastest Lap: Maverick VIÑALES Blusens Avintia SPA 1'57.980 28.652 24.135 36.845 28.348

These data/results cannot be reproduced, stored and/or transmitted in whole or in part by any manner of electronic, mechanical, photocopying, recording, broadcasting or otherwise now known or herein after developed without the previous express consent by the copyright owner, except for reproduction in daily press and regular printed publications on sale to the public within 60 days of the event related to those data/results and always provided that copyright symbol appears together as follows below.
© DORNA, 2012



Qualifying Practice

Moto3

Lap	Lap Time	T1	T2	T3	T4	Speed	Lap	Lap Time	T1	T2	T3	T4	Speed	
16	1'59.698	28.906	24.547	37.549	28.696	229.4	16th	44	Miguel OLIVEIRA	Estrella Galicia 0,0	POR	Runs=3	Total laps=18	Full laps=13
13th	84	Jakub KORNFEIL	Redox-Ongetta-Centro	CZE	Runs=4	Total laps=18	Full laps=11	1	2'53.682	1'01.723	32.699	46.981	32.279	98.7
2	2'02.254	29.910	24.988	38.112	29.244	222.1	3	2'01.304	29.549	24.544	38.067	29.144	220.5	
4	2'00.762	29.283	24.689	37.765	29.025	221.5	5	3'41.657	P	35.372			220.9	
6	2'20.781	39.886	30.357	40.892	29.646	128.6	7	2'00.845	29.318	24.710	37.687	29.130	220.9	
8	2'00.415	29.410	24.497	37.584	28.924	220.6	9	2'00.105	29.163	24.548	37.727	28.667	223.0	
10	3'09.770	P	29.257			226.0	11	2'07.173	34.224	25.032	38.567	29.350	150.1	
12	2'00.116	29.150	24.531	37.625	28.810	228.3	13	2'00.188	29.144	24.772	37.525	28.747	224.3	
14	3'30.176	P	29.266	24.634	37.795	1'58.481	221.3	15	2'09.240	33.731	25.873	40.017	29.619	159.8
16	2'00.776	29.337	24.655	37.828	28.956	221.6	17	2'00.257	29.254	24.586	37.521	28.896	221.9	
18	1'59.777	29.111	24.469	37.318	28.879	222.5								
14th	89	Alan TECHER	Technomag-CIP-TSR	FRA	Runs=3	Total laps=17	Full laps=12	1	2'29.534	51.251	26.211	41.323	30.749	100.3
2	2'02.724	29.424	25.488	38.566	29.246	229.9	3	2'01.725	29.366	24.862	38.287	29.210	227.0	
4	5'40.210	P	29.293			231.5	5	2'10.684	36.705	25.579	38.716	29.684	109.8	
6	2'02.832	29.653	25.243	38.185	29.751	218.2	7	2'02.263	29.519	24.966	38.144	29.634	217.6	
8	2'02.108	29.555	24.937	38.055	29.561	219.7	9	2'01.727	29.392	24.922	37.945	29.468	218.9	
10	2'29.705	42.595	39.687	38.164	29.259	199.7	11	2'43.549	P	30.108			221.3	
12	2'32.094	32.679	28.069	50.925	40.421	162.0	13	2'02.943	29.661	25.041	38.020	30.221	221.3	
14	3'12.938	41.683	57.094	58.336	35.825	177.1	15	2'02.226	29.660	25.019	38.162	29.385	224.3	
16	2'00.071	29.173	24.755	37.578	28.565	229.0	17	1'59.878	28.946	24.538	37.714	28.680	229.9	
17th	10	Alexis MASBOU	Caretta Technology	FRA	Runs=3	Total laps=17	Full laps=12	1	3'27.319	1'20.108	34.732	43.296	49.183	111.1
2	2'07.425	31.059	28.234	38.513	29.619	225.6	3	2'01.335	29.691	24.601	37.757	29.286	212.7	
4	2'00.989	29.029	24.850	37.725	29.385	224.2	5	2'03.189	29.664	25.348	37.766	30.411	222.5	
6	3'16.138	P	29.995			215.8	7	2'06.571	34.132	25.128	37.969	29.342	159.2	
8	2'01.199	29.174	24.791	38.037	29.197	221.9	9	2'00.831	29.019	24.616	37.803	29.393	225.5	
10	4'28.692	P	29.395			225.0	11	2'45.795	34.709	27.135	1'10.896	33.055	159.3	
12	2'52.300	29.392	32.206	1'18.994	31.708	230.7	13	2'23.884	47.604	27.276	40.021	28.983	204.9	
14	2'00.463	29.106	25.038	37.548	28.771	230.8	15	2'12.385	28.625	24.873	45.393	33.494	229.3	
16	2'00.467	29.214	24.622	37.685	28.946	220.6	17	2'01.175	29.164	24.883	37.888	29.240	225.8	
18th	41	Brad BINDER	RW Racing GP	RSA	Runs=3	Total laps=15	Full laps=10	1	2'29.941	54.301	27.136	38.760	29.744	122.0
2	2'01.727	29.368	25.364	37.888	29.107	227.3	3	2'00.774	29.179	24.741	37.944	28.910	225.5	
4	2'02.565	30.196	25.303	38.079	28.987	225.6	5	6'09.244	P	29.565	25.507	38.648	4'35.524	226.6
6	2'12.599	39.666	25.696	37.850	29.387	152.1	7	2'01.411	29.054	24.919	38.126	29.312	223.7	
8	2'02.564	29.124	25.050	37.905	30.485	226.6	9	2'00.887	29.092	24.852	37.842	29.101	230.6	
10	2'01.309	28.939	25.162	37.836	29.372	224.1	11	6'45.289	P	33.620	25.700	38.184	5'07.785	185.6
12	2'12.095	38.419	25.482	38.752	29.442	117.0	13	2'05.245	29.033	25.041	39.273	31.898	223.2	
14	2'02.869	29.410	25.056	38.119	30.284	227.1	15	2'05.412	29.366	25.082	38.686	32.278	219.9	
19th	19	Alessandro TONUC	Team Italia FMI	ITA	Runs=3	Total laps=17	Full laps=12	1	2'54.028	1'01.952	29.616	48.416	34.044	154.7

Fastest Lap: Maverick VIÑALES Blusens Avintia SPA 1'57.980 28.652 24.135 36.845 28.348

These data/results cannot be reproduced, stored and/or transmitted in whole or in part by any manner of electronic, mechanical, photocopying, recording, broadcasting or otherwise now known or herein after developed without the previous express consent by the copyright owner, except for reproduction in daily press and regular printed publications on sale to the public within 60 days of the event related to those data/results and always provided that copyright symbol appears together as follows below.
© DORNA, 2012

Official MotoGP Timing by TISSOT
www.motogp.com

Mugello, Saturday, July 14, 2012

Page 3 of 6



Qualifying Practice

Moto3

Lap	Lap Time	T1	T2	T3	T4	Speed	Lap	Lap Time	T1	T2	T3	T4	Speed
2	2'02.787	29.624	25.306	38.431	29.426	225.1	6	2'51.361 P	45.978	30.299	42.046	53.038	90.8
3	2'02.899	29.523	25.177	38.684	29.515	220.3	7	2'18.921	35.098	26.937	45.072	31.814	159.0
4	2'06.256	30.874	27.944	38.246	29.192	220.3	8	2'02.514	29.579	25.235	37.910	29.790	219.6
5	2'01.994	29.382	24.934	38.008	29.670	223.6	9	2'03.693	30.001	25.161	38.299	30.232	215.7
6	4'19.314 P	30.213				217.1	10	2'32.261	32.936	30.809	51.335	37.181	197.7
7	2'18.992	42.267	29.211	38.279	29.235	101.1	11	2'23.150	30.467	26.458	52.349	33.876	213.6
8	2'00.784	29.259	24.643	37.886	28.996	223.3	12	2'03.051	29.656	25.496	38.279	29.620	223.0
9	2'01.317	29.187	24.699	38.006	29.425	226.7	13	2'01.942	29.360	25.017	38.265	29.300	219.1
10	2'25.709	33.112	31.563	48.111	32.923	217.4	14	2'00.958	29.216	24.766	37.715	29.261	222.1
11	2'03.057	30.517	25.055	38.216	29.269	216.1	15	2'02.173	29.328	25.215	37.738	29.892	226.3
12	3'35.607 P	29.408				224.3	16	2'02.337	29.385	24.834	38.298	29.820	223.1
13	2'13.169	38.131	26.051	38.823	30.164	147.9		unfinished	1'10.004				223.2
14	2'01.500	29.424	24.930	37.859	29.287	222.1							
15	2'03.440	29.471	25.177	39.138	29.654	219.3							
16	2'01.656	29.467	24.977	37.904	29.308	218.7							
17	2'02.004	29.333	24.897	38.167	29.607	219.0							

20th 71 Michael Ruben RIN Racing Team Gabrielli ITA
Runs=3 Total laps=17 Full laps=12

1	3'28.047	1'31.787	26.613	41.954	47.693	147.0
2	2'07.552	33.016	26.629	38.228	29.679	216.9
3	2'02.424	29.499	24.979	38.107	29.839	220.4
4	2'01.605	29.457	24.650	37.911	29.587	215.4
5	2'00.943	29.144	24.609	37.686	29.504	222.8
6	3'54.432 P	31.106				216.0
7	2'11.416	35.499	28.154	38.263	29.500	153.1
8	2'00.894	28.992	24.691	37.881	29.330	225.8
9	2'02.280	29.087	24.692	38.697	29.804	223.8
10	2'02.274	29.339	24.863	38.198	29.874	220.0
11	5'36.778 P	31.951				200.1
12	2'10.091	37.838	25.037	37.917	29.299	131.7
13	2'01.171	29.280	24.765	37.781	29.345	217.4
14	2'01.002	29.221	24.799	37.903	29.079	220.7
15	2'00.974	29.011	24.668	37.958	29.337	225.0
16	2'01.616	29.254	24.756	37.981	29.625	219.1
17	2'01.332	29.260	25.077	37.640	29.355	216.0

21st 9 Toni FINSTERBUSEC Cresto Guide MZ Raci GER
Runs=2 Total laps=16 Full laps=13

1	2'25.934	46.928	29.275	39.761	29.970	114.9
2	2'03.767	30.064	25.368	38.394	29.941	225.7
3	2'02.365	29.783	24.973	38.274	29.335	225.0
4	2'02.379	29.624	25.246	38.291	29.218	219.9
5	2'01.862	29.851	24.820	37.836	29.355	224.6
6	9'44.398 P	29.788				220.7
7	2'42.290	39.971	37.718	54.781	29.820	120.6
8	2'01.986	29.501	24.806	38.141	29.538	222.0
9	2'11.395	29.578	25.912	40.278	35.627	220.8
10	2'18.025	32.825	35.221	40.334	29.645	214.3
11	2'03.003	29.569	25.302	38.586	29.546	222.2
12	2'01.346	29.658	24.673	37.789	29.226	220.8
13	2'00.959	29.138	24.629	37.898	29.294	223.9
14	2'02.203	29.778	24.996	37.887	29.542	222.4
15	2'01.987	29.357	24.830	38.108	29.692	221.9
16	2'00.925	29.275	24.770	37.793	29.087	219.4

22nd 30 Giulian PEDONE Ambrogio Next Racing SWI
Runs=3 Total laps=17 Full laps=12

1	2'26.449	41.631	26.849	46.015	31.954	137.0
2	2'03.139	29.793	25.428	38.259	29.659	226.7
3	2'02.724	29.624	25.394	38.241	29.465	223.8
4	2'02.734	29.783	25.257	38.124	29.570	224.2
5	6'47.002 P	31.807				225.2

23rd 32 Isaac VIÑALES Ongetta-Centro Seta SPA
Runs=3 Total laps=15 Full laps=10

1	2'54.081	58.027	28.803	54.970	32.281	146.2
2	2'02.904	29.824	25.408	38.372	29.300	223.3
3	2'02.923	29.463	25.422	38.768	29.270	224.9
4	2'01.799	29.510	24.946	38.112	29.231	225.4
5	5'00.658 P	29.421				221.8
6	2'09.771	33.747	26.726	39.433	29.865	155.2
7	2'02.112	29.860	25.053	38.012	29.187	215.6
8	2'01.282	29.292	24.900	38.035	29.055	222.6
9	2'01.667	29.204	24.852	38.398	29.213	221.6
10	2'02.014	29.479	24.863	38.280	29.392	218.9
11	8'11.944 P	30.094	25.218	40.129	6'36.503	218.2
12	3'02.556	48.583	45.410	54.638	33.925	
13	2'01.583	29.567	24.692	38.110	29.214	221.4
14	2'01.333	29.248	24.741	38.241	29.103	227.5
15	2'01.167	29.298	24.775	38.191	28.903	226.3

24th 26 Adrian MARTIN JHK Laglisse SPA
Runs=2 Total laps=4 Full laps=2

1	35'08.348 P	50.634	26.262			108.8
2	2'25.272	46.175	30.361	39.325	29.411	121.6
3	2'01.521	29.346	24.921	38.304	28.950	226.5
4	2'01.183	29.246	24.889	37.936	29.112	226.7

25th 8 Jack MILLER Caretta Technology AUS
Runs=2 Total laps=17 Full laps=14

1	2'31.685	54.308	27.424	40.393	29.560	102.0
2	2'02.036	29.474	25.187	38.164	29.211	229.1
3	2'02.507	29.366	25.041	38.757	29.343	228.5
4	2'23.323	32.465	36.722	44.459	29.677	214.6
5	6'01.699 P	29.405				226.9
6	2'29.745	34.590	26.086	42.777	46.292	155.8
7	2'15.782	35.890	30.045	40.336	29.511	214.2
8	2'02.805	29.781	24.963	38.365	29.696	221.1
9	2'24.535	30.153	32.172	49.417	32.793	218.9
10	2'02.847	29.824	25.465	38.180	29.378	218.5
11	2'02.374	29.865	25.241	38.136	29.132	220.3
12	2'02.892	29.618	25.286	38.748	29.240	228.8
13	2'02.744	29.386	25.360	38.440	29.558	224.2
14	3'06.532	37.197	53.508	59.005	36.822	205.1
15	2'02.194	29.891	25.086	37.980	29.237	217.9
16	2'01.750	29.427	24.940	38.482	28.901	228.3
17	2'01.213	29.170	25.019	37.959	29.065	228.4

26th 94 Jonas FOLGER IodaRacing Project GER
Runs=1 Total laps=4 Full laps=2

1	2'57.624	55.128	40.116	50.553	31.827	115.9
2	2'02.823	29.974	25.239	38.061	29.549	218.0
3	2'01.217	29.595	24.691	37.639	29.292	215.2

Fastest Lap: Maverick VIÑALES Blusens Avintia SPA 1'57.980 28.652 24.135 36.845 28.348

These data/results cannot be reproduced, stored and/or transmitted in whole or in part by any manner of electronic, mechanical, photocopying, recording, broadcasting or otherwise now known or herein after developed without the previous express consent by the copyright owner, except for reproduction in daily press and regular printed publications on sale to the public within 60 days of the event related to those data/results and always provided that copyright symbol appears together as follows below.
© DORNA, 2012



Qualifying Practice

Moto3

Lap	Lap Time	T1	T2	T3	T4	Speed	Lap	Lap Time	T1	T2	T3	T4	Speed
PIT 51.356 221.8							3	2'11.310	29.832	31.250	40.395	29.833	218.4
27th 15 Simone GROTZKYJ Ambrogio Next Racing ITA Runs=3 Total laps=16 Full laps=11							4	2'02.268	29.589	25.226	38.242	29.211	223.6
1	2'26.253	45.847	30.974	39.610	29.822	137.0	5	2'03.310	30.259	25.467	38.392	29.192	221.8
2	2'02.611	29.842	25.199	37.993	29.577	225.4	6	7'29.000 P	29.492				225.3
3	2'03.159	29.761	25.008	38.411	29.979	219.2	7	2'11.841	37.959	25.850	38.636	29.396	119.8
4	2'02.388	29.583	25.096	38.218	29.491	225.4	8	2'01.881	29.472	25.122	37.940	29.347	219.6
5	6'39.699 P	31.669				217.9	9	2'01.902	29.526	24.997	38.051	29.328	217.7
6	2'30.853	40.483	33.080	46.355	30.935	116.5	10	2'49.660	30.118	25.540	52.322	1'01.680	214.1
7	2'02.840	29.773	25.427	38.161	29.479	216.9	11	4'07.964 P	29.955	25.883	39.183	2'32.943	216.8
8	2'01.813	29.202	24.783	38.354	29.474	225.4	12	2'15.328	39.736	27.211	38.925	29.456	164.7
9	2'21.587	29.963	28.212	48.012	35.400	220.7	13	2'01.319	29.539	25.240	37.670	28.870	225.8
10	4'56.303 P	30.813				211.8	14	2'01.336	29.227	24.841	38.013	29.255	225.8
11	2'28.455	40.676	35.879	41.799	30.101	149.2	unfinished 29.330 24.734 37.633 226.6						
12	2'02.491	29.717	25.002	38.268	29.504	218.8	31st 53 Jasper IWEMA Moto FGR NED Runs=2 Total laps=9 Full laps=5						
13	2'01.308	29.338	24.608	37.848	29.514	223.0	1	2'25.862	49.336	27.450	39.421	29.655	76.1
14	2'02.334	30.034	25.141	37.835	29.324	224.4	2	2'01.817	29.416	25.467	37.799	29.135	229.1
15	2'03.436	29.672	25.536	38.631	29.597	219.2	3	2'06.120	29.608	28.299	39.093	29.120	222.4
16	2'02.435	29.528	24.936	38.209	29.762	221.8	4	2'01.362	29.286	25.087	38.017	28.972	227.5
28th 31 Niklas AJO TT Motion Events Rac FIN Runs=3 Total laps=15 Full laps=10							5	2'02.253	29.523	25.556	38.015	29.159	228.3
1	3'02.050	1'19.803	31.439	40.941	29.867	116.9	6	6'13.577 P	29.318	28.408	1'01.369	4'14.482	223.6
2	2'01.669	29.228	24.983	38.181	29.277	228.7	7	2'12.113	36.920	26.371	39.337	29.485	137.5
3	2'01.809	29.145	25.006	38.316	29.342	228.3	8	2'01.933	29.389	25.203	38.152	29.189	221.0
4	2'02.342	29.403	25.205	38.436	29.298	224.3	unfinished 29.429 25.159 225.9						
5	5'40.513 P	29.955				224.7	32nd 99 Danny WEBB Mahindra Racing GBR Runs=3 Total laps=15 Full laps=10						
6	2'08.772	35.421	25.904	38.026	29.421	161.0	1	2'55.501	54.384	39.022	47.791	34.304	101.7
7	2'01.647	29.369	24.898	37.965	29.415	224.7	2	2'03.582	29.890	26.088	38.187	29.417	216.2
8	2'01.781	29.211	24.965	38.251	29.354	230.5	3	2'02.325	29.714	24.716	38.201	29.694	215.3
9	7'22.724 P	30.185				228.4	4	2'03.470	30.862	25.084	38.200	29.324	216.2
10	2'12.808	37.949	26.608	38.839	29.412	129.3	5	7'36.358 P	29.456				221.0
11	2'03.068	29.513	25.512	38.679	29.364	220.9	6	2'15.651	33.573	26.451	44.320	31.307	156.5
12	2'52.260	32.792	48.836	53.362	37.270	219.1	7	2'02.797	29.645	25.101	38.278	29.773	216.6
13	2'01.744	29.665	25.191	37.791	29.097	219.3	8	2'02.949	29.819	25.368	38.173	29.589	216.0
14	2'01.772	29.699	24.903	37.881	29.289	223.8	9	2'01.463	29.610	24.716	37.822	29.315	216.1
15	2'01.310	29.353	24.816	38.000	29.141	230.1	10	5'24.039 P	30.682				212.6
29th 61 Arthur SISSIS Red Bull KTM Ajo AUS Runs=3 Total laps=17 Full laps=12							11	3'06.274	43.374	46.681	1'00.296	35.923	93.0
1	2'31.577	55.348	27.069	39.464	29.696	155.2	12	2'01.596	30.104	24.751	37.469	29.272	212.4
2	2'01.940	29.323	25.162	38.202	29.253	230.4	13	2'02.787	29.125	24.829	38.561	30.272	220.3
3	2'02.322	29.446	25.083	38.565	29.228	229.4	14	2'01.728	29.590	24.995	37.894	29.249	221.5
4	2'02.482	29.320	25.298	38.496	29.368	227.1	15	2'01.496	29.373	24.562	37.991	29.570	219.2
5	5'46.364 P	30.276				224.5	33rd 20 Riccardo MORETTI Mahindra Racing ITA Runs=3 Total laps=15 Full laps=10						
6	2'31.531	36.848	40.394	41.511	32.778	137.6	1	2'30.181	53.824	27.249	38.916	30.192	101.7
7	2'01.820	29.534	25.002	38.063	29.221	225.8	2	2'02.469	29.475	25.248	38.279	29.467	223.6
8	2'01.416	29.259	24.847	38.075	29.235	225.4	3	2'03.880	29.466	25.090	39.825	29.499	219.2
9	2'10.116	32.834	26.070	40.606	30.606	222.1	4	2'22.509	32.480	27.017	44.602	38.410	217.8
10	4'20.274 P	29.915				221.5	5	2'09.482	30.037	30.195	38.909	30.341	212.9
11	2'15.300	37.000	27.063	41.430	29.807	133.2	6	7'33.936 P	30.716				213.9
12	2'02.086	29.389	25.115	38.173	29.409	224.5	7	2'17.641	35.492	29.377	41.451	31.321	148.3
13	2'03.915	30.380	25.342	38.677	29.516	204.5	8	2'03.206	29.787	25.324	38.197	29.898	213.3
14	2'01.472	29.467	24.869	37.958	29.178	222.7	9	2'02.832	29.843	25.022	38.276	29.691	219.1
15	2'02.030	29.389	25.015	38.236	29.390	223.6	10	5'21.876 P	29.887				220.9
16	2'05.313	30.524	25.908	39.126	29.755	222.5	11	2'49.071	37.000	26.806	48.295	56.970	126.5
17	2'01.317	29.311	24.886	37.890	29.230	227.3	12	2'17.750	32.127	35.761	40.217	29.645	210.2
30th 21 Ivan MORENO Andalucia JHK Lagliss SPA Runs=3 Total laps=15 Full laps=9							13	2'02.985	29.689	25.118	38.512	29.666	218.9
1	2'17.301	41.291	26.547	39.106	30.357	117.2	14	2'01.780	29.449	24.817	37.893	29.621	223.3
2	2'03.361	29.539	25.673	38.471	29.678	225.8	15	2'02.792	29.384	25.144	38.490	29.774	220.9

Fastest Lap: Maverick VIÑALES Blusens Avintia SPA **1'57.980** 28.652 24.135 36.845 28.348

These data/results cannot be reproduced, stored and/or transmitted in whole or in part by any manner of electronic, mechanical, photocopying, recording, broadcasting or otherwise now known or herein after developed without the previous express consent by the copyright owner, except for reproduction in daily press and regular printed publications on sale to the public within 60 days of the event related to those data/results and always provided that copyright symbol appears together as follows below.
© DORNA, 2012



Qualifying Practice

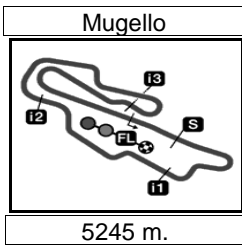
Moto3

Lap	Lap Time	T1	T2	T3	T4	Speed	Lap	Lap Time	T1	T2	T3	T4	Speed
34th	3	Luigi MORCIANO			Ioda Team Italia		ITA						
		Runs=3	Total laps=16	Full laps=11									
1	2'54.742	54.851	28.483	57.606	33.802	133.1							
2	2'04.321	30.026	25.377	38.773	30.145	217.5							
3	2'02.641	29.858	24.746	38.187	29.850	215.3							
4	2'04.445	30.641	25.779	38.141	29.884	222.1							
5	2'02.565	29.471	25.026	38.111	29.957	220.0							
6	7'33.451 P	30.341				219.6							
7	2'18.115	39.256	27.667	40.103	31.089	133.0							
8	2'03.068	29.777	25.529	38.207	29.555	218.8							
9	2'02.446	29.405	24.983	38.325	29.733	221.4							
10	4'11.198 P	31.421				217.4							
11	2'19.171	39.204	28.065	40.806	31.096	117.3							
12	2'02.633	29.736	24.855	38.343	29.699	217.9							
13	2'03.182	29.614	25.934	38.068	29.566	224.6							
14	2'02.795	29.505	24.899	38.218	30.173	216.2							
15	2'05.594	31.120	26.222	38.457	29.795	202.8							
16	2'03.055	29.637	25.090	38.277	30.051	214.6							
35th	51	Kenta FUJII			Technomag-CIP-TSR		JPN						
		Runs=4	Total laps=18	Full laps=11									
1	2'17.142	40.664	26.255	39.797	30.426	125.1							
2	2'05.539	30.268	25.799	39.507	29.965	222.3							
3	2'05.672	30.040	26.118	39.578	29.936	222.3							
4	2'05.271	30.116	25.864	39.386	29.905	220.9							
5	1'25.160 P	30.632				223.5							
6	5'44.651 P	36.032				149.3							
7	2'12.788	36.457	25.912	39.710	30.709	153.5							
8	2'04.939	30.208	25.815	39.043	29.873	219.5							
9	2'05.106	30.186	25.652	39.398	29.870	221.1							
10	2'05.662	30.001	25.620	39.777	30.264	220.0							
11	2'06.570	30.471	26.206	40.279	29.614	222.9							
12	3'25.149 P	30.917				225.8							
13	2'11.451	35.939	26.060	39.483	29.969	151.2							
14	2'05.282	30.307	25.806	39.384	29.785	219.6							
15	2'04.773	30.036	25.667	39.266	29.804	220.4							
16	2'04.991	30.228	25.733	39.316	29.714	221.9							
17	2'05.022	30.384	25.630	39.308	29.700	220.9							
	unfinished	52.610											

Fastest Lap: Maverick VIÑALES Blusens Avintia SPA **1'57.980** 28.652 24.135 36.845 28.348

These data/results cannot be reproduced, stored and/or transmitted in whole or in part by any manner of electronic, mechanical, photocopying, recording, broadcasting or otherwise now known or herein after developed without the previous express consent by the copyright owner, except for reproduction in daily press and regular printed publications on sale to the public within 60 days of the event related to those data/results and always provided that copyright symbol appears together as follows below.
© DORNA, 2012





Computerised results and timing service provided by **TISSOT**

Moto3

GRAN PREMIO D'ITALIA TIM
Provisional Starting Grid

Race : 20 laps = 104.9 km



1	3 1'58.821 42 Alex RINS Suter Honda	2 1'58.401 11 Sandro CORTESE KTM	1 1'57.980 25 Maverick VIÑALES FTR Honda
2	6 1'59.361 27 Niccolò ANTONELLI FTR Honda	5 1'59.089 52 Danny KENT KTM	4 1'58.840 7 Efen VAZQUEZ FTR Honda
3	9 1'59.473 39 Luis SALOM Kalex KTM	8 1'59.465 5 Romano FENATI FTR Honda	7 1'59.391 63 Zulfahmi KHAIRUDDIN KTM
4	12 1'59.698 23 Alberto MONCAYO Kalex KTM	11 1'59.680 96 Louis ROSSI FTR Honda	10 1'59.573 55 Hector FAUBEL Kalex KTM
5	15 1'59.955 74 Kevin CALIA Honda	14 1'59.878 89 Alan TECHER TSR Honda	13 1'59.777 84 Jakub KORNFEL FTR Honda
6	18 2'00.774 41 Brad BINDER Kalex KTM	17 2'00.463 10 Alexis MASBOU Honda	16 1'59.966 44 Miguel OLIVEIRA Suter Honda
7	21 2'00.925 9 Toni FINSTERBUSCH Honda	20 2'00.894 71 Michael Ruben RINALDI Honda	19 2'00.784 19 Alessandro TONUCCI FTR Honda

The results are provisional until the end of the limit for protest and appeals and until the ratification of the Event Management Committee.

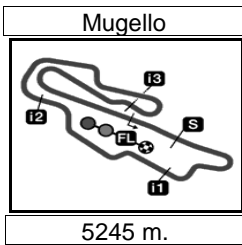
Time limit for protest expires 60' at the latest after publication of the results - Mr. Time:

These data/results cannot be reproduced, stored and/or transmitted in whole or in part by any manner of electronic, mechanical, photocopying, recording, broadcasting or otherwise now known or herein after developed without the previous express consent by the copyright owner, except for reproduction in daily press and regular printed publications on sale to the public within 60 days of the event related to those data/results and always provided that copyright symbol appears together as follows below.

© DORNA, 2012

Official MotoGP Timing by **TISSOT**
 www.motogp.com





Computerised results and timing service provided by **TISSOT**

Moto3

GRAN PREMIO D'ITALIA TIM
Provisional Starting Grid

Race : 20 laps = 104.9 km

8	24 2'01.183 26 Adrian MARTIN FTR Honda	23 2'01.167 32 Isaac VIÑALES FTR Honda	22 2'00.958 30 Giulian PEDONE Suter Honda
9	27 2'01.308 15 Simone GROTZKYJ Suter Honda	26 2'01.217 94 Jonas FOLGER Ioda	25 2'01.213 8 Jack MILLER Honda
10	30 2'01.319 21 Ivan MORENO FTR Honda	29 2'01.317 61 Arthur SISSIS KTM	28 2'01.310 31 Niklas AJO KTM
11	33 2'01.780 20 Riccardo MORETTI Mahindra	32 2'01.463 99 Danny WEBB Mahindra	31 2'01.362 53 Jasper IWEMA FGR Honda
12		35 2'04.773 51 Kenta FUJII TSR Honda	34 2'02.446 3 Luigi MORCIANO Ioda

The results are provisional until the end of the limit for protest and appeals and until the ratification of the Event Management Committee.

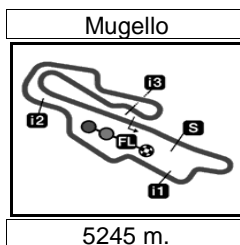
Time limit for protest expires 60' at the latest after publication of the results - Mr. Time:

These data/results cannot be reproduced, stored and/or transmitted in whole or in part by any manner of electronic, mechanical, photocopying, recording, broadcasting or otherwise now known or herein after developed without the previous express consent by the copyright owner, except for reproduction in daily press and regular printed publications on sale to the public within 60 days of the event related to those data/results and always provided that copyright symbol appears together as follows below.

© DORNA, 2012

Official MotoGP Timing by **TISSOT**
 www.motogp.com





Computerised results and timing service provided by **TISSOT**

Moto3

GRAN PREMIO D'ITALIA TIM

After the Qualifying Practice
Event Best Maximum Speed



Rider	Nation Team	Motorcycle	Km/h	
31 Niklas AJO	FIN TT Motion Events Racing	KTM	235.2	Free Practice Nr. 3
63 Zulfahmi KHAIRUDDIN	MAL AirAsia-Sic-Ajo	KTM	234.9	Qualifying Practice
61 Arthur SISSIS	AUS Red Bull KTM Ajo	KTM	233.9	Free Practice Nr. 2
23 Alberto MONCAYO	SPA Mapfre Aspar Team Moto3	KALEX KTM	232.6	Qualifying Practice
89 Alan TECHER	FRA Technomag-CIP-TSR	TSR HONDA	232.3	Free Practice Nr. 3
55 Hector FAUBEL	SPA Mapfre Aspar Team Moto3	KALEX KTM	231.9	Qualifying Practice
52 Danny KENT	GBR Red Bull KTM Ajo	KTM	231.8	Qualifying Practice
74 Kevin CALIA	ITA Elle 2 Ciatti	HONDA	231.2	Qualifying Practice
10 Alexis MASBOU	FRA Caretta Technology	HONDA	230.8	Qualifying Practice
11 Sandro CORTESE	GER Red Bull KTM Ajo	KTM	230.7	Free Practice Nr. 3
41 Brad BINDER	RSA RW Racing GP	KALEX KTM	230.6	Qualifying Practice
96 Louis ROSSI	FRA Racing Team Germany	FTR HONDA	230.4	Free Practice Nr. 3
39 Luis SALOM	SPA RW Racing GP	KALEX KTM	230.2	Qualifying Practice
7 Efen VAZQUEZ	SPA JHK Laglisse	FTR HONDA	230.1	Qualifying Practice
8 Jack MILLER	AUS Caretta Technology	HONDA	229.3	Free Practice Nr. 3
5 Romano FENATI	ITA Team Italia FMI	FTR HONDA	229.2	Free Practice Nr. 2
84 Jakub KORNFEIL	CZE Redox-Ongetta-Centro Seta	FTR HONDA	229.2	Free Practice Nr. 3
27 Niccolò ANTONELLI	ITA San Carlo Gresini Moto3	FTR HONDA	229.1	Qualifying Practice
25 Maverick VIÑALES	SPA Blusens Avintia	FTR HONDA	229.1	Qualifying Practice
53 Jasper IWEMA	NED Moto FGR	FGR HONDA	229.1	Qualifying Practice
26 Adrian MARTIN	SPA JHK Laglisse	FTR HONDA	228.8	Free Practice Nr. 2
42 Alex RINS	SPA Estrella Galicia 0,0	SUTER HONDA	228.6	Qualifying Practice
15 Simone GROTZKYJ	ITA Ambrogio Next Racing	SUTER HONDA	228.4	Free Practice Nr. 3
19 Alessandro TONUCCI	ITA Team Italia FMI	FTR HONDA	228.0	Free Practice Nr. 2
32 Isaac VIÑALES	SPA Ongetta-Centro Seta	FTR HONDA	227.6	Free Practice Nr. 3
30 Giulian PEDONE	SWI Ambrogio Next Racing	SUTER HONDA	226.7	Qualifying Practice
94 Jonas FOLGER	GER IodaRacing Project	IODA	226.7	Free Practice Nr. 3
21 Ivan MORENO	SPA Andalucia JHK Laglisse	FTR HONDA	226.6	Qualifying Practice
44 Miguel OLIVEIRA	POR Estrella Galicia 0,0	SUTER HONDA	226.3	Qualifying Practice
51 Kenta FUJII	JPN Technomag-CIP-TSR	TSR HONDA	226.0	Free Practice Nr. 3
71 Michael Ruben RINALDI	ITA Racing Team Gabrielli	HONDA	225.8	Qualifying Practice
9 Toni FINSTERBUSCH	GER Cresto Guide MZ Racing	HONDA	225.7	Qualifying Practice
3 Luigi MORCIANO	ITA Ioda Team Italia	IODA	224.6	Qualifying Practice
20 Riccardo MORETTI	ITA Mahindra Racing	MAHINDRA	223.6	Qualifying Practice
99 Danny WEBB	GBR Mahindra Racing	MAHINDRA	223.3	Free Practice Nr. 3

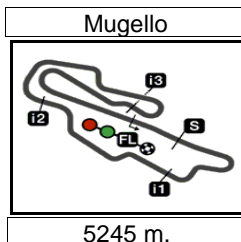
These data/results cannot be reproduced, stored and/or transmitted in whole or in part by any manner of electronic, mechanical, photocopying, recording, broadcasting or otherwise now known or herein after developed without the previous express consent by the copyright owner, except for reproduction in daily press and regular printed publications on sale to the public within 60 days of the event related to those data/results and always provided that copyright symbol appears together as follows below.

© DORNA, 2012

Official MotoGP Timing by **TISSOT**
www.motogp.com



Mugello, Saturday, July 14, 2012



Computerised results and timing service provided by **TISSOT**

Moto3

GRAN PREMIO D'ITALIA TIM

Qualifying Practice

Best Partial Times

IT Ideal Lap Time, sum of the best partial times

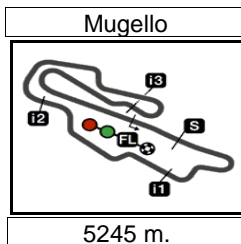
BT Best Lap Time

<i>T1</i>		<i>T2</i>		<i>T3</i>		<i>T4</i>				<i>IT</i>	<i>BT</i>	
<i>Pos</i>	<i>Rider</i>	<i>Time</i>	<i>Rider</i>	<i>Time</i>	<i>Rider</i>	<i>Time</i>	<i>Rider</i>	<i>Time</i>	<i>Pos</i>	<i>Rider</i>		
1	S.CORTESE	28.467	A.RINS	24.133	S.CORTESE	36.749	M.VIÑALES	28.348	1	M.VIÑALES	1'57.875	1'57.980 (1)
2	M.VIÑALES	28.547	M.VIÑALES	24.135	M.VIÑALES	36.845	E.VAZQUEZ	28.490	2	S.CORTESE	1'58.218	1'58.401 (2)
3	H.FAUBEL	28.612	S.CORTESE	24.226	R.FENATI	37.007	Z.KHAIRUDDIN	28.526	3	A.RINS	1'58.617	1'58.821 (3)
4	A.MASBOU	28.625	E.VAZQUEZ	24.241	A.RINS	37.074	H.FAUBEL	28.532	4	E.VAZQUEZ	1'58.747	1'58.840 (4)
5	D.KENT	28.647	N.ANTONELLI	24.267	L.ROSSI	37.081	N.ANTONELLI	28.563	5	N.ANTONELLI	1'58.830	1'59.361 (6)
6	Z.KHAIRUDDIN	28.775	L.SALOM	24.338	D.KENT	37.110	A.TECHER	28.565	6	D.KENT	1'58.861	1'59.089 (5)
7	L.SALOM	28.776	D.KENT	24.370	H.FAUBEL	37.158	A.RINS	28.571	7	H.FAUBEL	1'58.981	1'59.573 (10)
8	N.ANTONELLI	28.805	L.ROSSI	24.403	N.ANTONELLI	37.195	A.MONCAYO	28.592	8	L.SALOM	1'59.120	1'59.473 (9)
9	E.VAZQUEZ	28.812	M.OLIVEIRA	24.412	E.VAZQUEZ	37.204	L.SALOM	28.604	9	Z.KHAIRUDDIN	1'59.159	1'59.391 (7)
10	A.MONCAYO	28.835	R.FENATI	24.440	J.KORNFEIL	37.318	J.KORNFEIL	28.667	10	L.ROSSI	1'59.224	1'59.680 (11)
11	A.RINS	28.839	J.KORNFEIL	24.469	Z.KHAIRUDDIN	37.373	D.KENT	28.734	11	R.FENATI	1'59.287	1'59.465 (8)
12	R.FENATI	28.863	Z.KHAIRUDDIN	24.485	L.SALOM	37.402	M.OLIVEIRA	28.753	12	A.MONCAYO	1'59.506	1'59.698 (12)
13	L.ROSSI	28.910	K.CALIA	24.494	M.OLIVEIRA	37.443	A.MASBOU	28.771	13	A.MASBOU	1'59.545	2'00.463 (17)
14	B.BINDER	28.939	A.TECHER	24.538	D.WEBB	37.469	S.CORTESE	28.776	14	J.KORNFEIL	1'59.565	1'59.777 (13)
15	A.TECHER	28.946	A.MONCAYO	24.547	A.MONCAYO	37.532	K.CALIA	28.795	15	A.TECHER	1'59.627	1'59.878 (14)
16	M.RINALDI	28.992	D.WEBB	24.562	A.MASBOU	37.548	L.ROSSI	28.830	16	M.OLIVEIRA	1'59.670	1'59.966 (16)
17	M.OLIVEIRA	29.062	A.MASBOU	24.601	A.TECHER	37.578	I.MORENO	28.870	17	K.CALIA	1'59.946	1'59.955 (15)
18	K.CALIA	29.065	S.GROTZKYJ	24.608	K.CALIA	37.592	J.MILLER	28.901	18	M.RINALDI	2'00.320	2'00.894 (20)
19	J.KORNFEIL	29.111	M.RINALDI	24.609	I.MORENO	37.633	I.VIÑALES	28.903	19	D.WEBB	2'00.405	2'01.463 (32)
20	D.WEBB	29.125	T.FINSTERBUSC	24.629	J.FOLGER	37.639	B.BINDER	28.910	20	B.BINDER	2'00.426	2'00.774 (18)
21	T.FINSTERBUSC	29.138	A.TONUCCI	24.643	M.RINALDI	37.640	A.MARTIN	28.950	21	I.MORENO	2'00.464	2'01.319 (30)
22	N.AJO	29.145	H.FAUBEL	24.679	G.PEDONE	37.715	J.IWEMA	28.972	22	T.FINSTERBU	2'00.643	2'00.925 (21)
23	J.MILLER	29.170	J.FOLGER	24.691	T.FINSTERBUSC	37.789	R.FENATI	28.977	23	A.TONUCCI	2'00.685	2'00.784 (19)
24	A.TONUCCI	29.187	I.VIÑALES	24.692	N.AJO	37.791	A.TONUCCI	28.996	24	I.VIÑALES	2'00.811	2'01.167 (23)

These data/results cannot be reproduced, stored and/or transmitted in whole or in part by any manner of electronic, mechanical, photocopying, recording, broadcasting or otherwise now known or herein after developed without the previous express consent by the copyright owner, except for reproduction in daily press and regular printed publications on sale to the public within 60 days of the event related to those data/results and always provided that copyright symbol appears together as follows below.
© DORNA, 2012

Official MotoGP Timing by **TISSOT**
www.motogp.com





Computerised results and timing service provided by **TISSOT**

Moto3

GRAN PREMIO D'ITALIA TIM

Qualifying Practice

Best Partial Times

IT Ideal Lap Time, sum of the best partial times

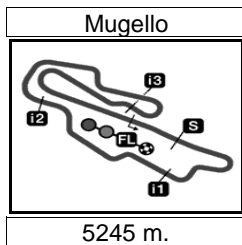
BT Best Lap Time

<i>T1</i>			<i>T2</i>			<i>T3</i>			<i>T4</i>				
<i>Pos</i>	<i>Rider</i>	<i>Time</i>	<i>Rider</i>	<i>Time</i>	<i>Rider</i>	<i>Time</i>	<i>Rider</i>	<i>Time</i>	<i>Pos</i>	<i>Rider</i>	<i>IT</i>	<i>BT</i>	
25	S.GROTZKYJ	29.202	I.MORENO	24.734	J.IWEMA	37.799	M.RINALDI	29.079	25	N.AJO	2'00.849	2'01.310 (28)	
26	VIÑALES	29.204	B.BINDER	24.741	S.GROTZKYJ	37.835	T.FINSTERBUSC	29.087	26	G.PEDONE	2'00.958	2'00.958 (22)	
27	G.PEDONE	29.216	L.MORCIANO	24.746	B.BINDER	37.836	N.AJO	29.097	27	S.GROTZKYJ	2'00.969	2'01.308 (27)	
28	I.MORENO	29.227	G.PEDONE	24.766	A.TONUCCI	37.859	A.SISSIS	29.178	28	J.MILLER	2'00.970	2'01.213 (25)	
29	A.MARTIN	29.246	N.AJO	24.816	A.SISSIS	37.890	D.WEBB	29.249	29	A.MARTIN	2'01.021	2'01.183 (24)	
30	A.SISSIS	29.259	R.MORETTI	24.817	R.MORETTI	37.893	G.PEDONE	29.261	30	J.IWEMA	2'01.144	2'01.362 (31)	
31	J.IWEMA	29.286	A.SISSIS	24.847	A.MARTIN	37.936	J.FOLGER	29.292	31	A.SISSIS	2'01.174	2'01.317 (29)	
32	R.MORETTI	29.384	A.MARTIN	24.889	J.MILLER	37.959	S.GROTZKYJ	29.324	32	J.FOLGER	2'01.217	2'01.217 (26)	
33	L.MORCIANO	29.405	J.MILLER	24.940	I.VIÑALES	38.012	R.MORETTI	29.467	33	R.MORETTI	2'01.561	2'01.780 (33)	
34	J.FOLGER	29.595	J.IWEMA	25.087	L.MORCIANO	38.068	L.MORCIANO	29.555	34	L.MORCIANO	2'01.774	2'02.446 (34)	
35	K.FUJII	30.001	K.FUJII	25.620	K.FUJII	39.043	K.FUJII	29.614	35	K.FUJII	2'04.278	2'04.773 (35)	

These data/results cannot be reproduced, stored and/or transmitted in whole or in part by any manner of electronic, mechanical, photocopying, recording, broadcasting or otherwise now known or herein after developed without the previous express consent by the copyright owner, except for reproduction in daily press and regular printed publications on sale to the public within 60 days of the event related to those data/results and always provided that copyright symbol appears together as follows below.
© DORNA, 2012

Official MotoGP Timing by **TISSOT**
www.motogp.com





Computerised results and timing service provided by **TISSOT**

Moto3

GRAN PREMIO D'ITALIA TIM
Qualifying Practice
Fastest Laps Sequence

<i>Practice Time</i>	 <i>Rider</i>	<i>Nation</i>	<i>Motorcycle</i>	<i>Time</i>	<i>Km/h</i>	<i>Rider's Lap</i>
4'20.662	21 Ivan MORENO	SPA	FTR HONDA	2'03.361	153.062	2
4'27.679	53 Jasper IWEMA	NED	FGR HONDA	2'01.817	155.002	2
4'27.848	55 Hector FAUBEL	SPA	KALEX KTM	2'01.510	155.394	2
4'29.470	27 Niccolò ANTONELLI	ITA	FTR HONDA	2'00.440	156.775	2
7'03.242	5 Romano FENATI	ITA	FTR HONDA	2'00.424	156.795	3
7'03.287	7 Efren VAZQUEZ	SPA	FTR HONDA	1'59.903	157.477	3
7'36.102	96 Louis ROSSI	FRA	FTR HONDA	1'59.795	157.619	3
11'40.718	11 Sandro CORTESE	GER	KTM	1'59.604	157.870	5
18'13.771	25 Maverick VIÑALES	SPA	FTR HONDA	1'59.468	158.050	7
20'12.928	25 Maverick VIÑALES	SPA	FTR HONDA	1'59.157	158.463	8
22'12.404	7 Efren VAZQUEZ	SPA	FTR HONDA	1'58.840	158.885	8
35'33.603	25 Maverick VIÑALES	SPA	FTR HONDA	1'58.756	158.998	14
35'50.102	11 Sandro CORTESE	GER	KTM	1'58.691	159.085	13
37'48.689	11 Sandro CORTESE	GER	KTM	1'58.587	159.224	14
39'47.090	11 Sandro CORTESE	GER	KTM	1'58.401	159.475	15
41'37.383	25 Maverick VIÑALES	SPA	FTR HONDA	1'57.980	160.044	17

These data/results cannot be reproduced, stored and/or transmitted in whole or in part by any manner of electronic, mechanical, photocopying, recording, broadcasting or otherwise now known or herein after developed without the previous express consent by the copyright owner, except for reproduction in daily press and regular printed publications on sale to the public within 60 days of the event related to those data/results and always provided that copyright symbol appears together as follows below.
 © DORNA, 2012

Official MotoGP Timing by **TISSOT**
 www.motogp.com

Mugello, Saturday, July 14, 2012

