

3671 m.

eni MOTORRAD GRAND PRIX DEUTSCHLAND

Qualifying Practice

Classification

10

	Rider	Nation	Team	Motorcycle	Time	Lap Total	Gap	Top Speed
1	11 Sandro CORTESE	GER	Red Bull KTM Ajo	KTM	1'42.989	17		190.1
2	52 Danny KENT	GBR	Red Bull KTM Ajo	KTM	1'44.474	9	1.485	194.1
3	26 Adrian MARTIN	SPA	JHK Laglisse	FTR HONDA	1'44.489	11	1.500	187.0
4	8 Jack MILLER	AUS	Caretta Technology	HONDA	1'44.532	12	1.543	191.8
5	84 Jakub KORNFEIL	CZE	Redox-Ongetta-Centro Seta	FTR HONDA	1'44.585	11	1.596	191.5
6	41 Brad BINDER	RSA	RW Racing GP	KALEX KTM	1'44.735	19	1.746	194.9
7	96 Louis ROSSI	FRA	Racing Team Germany	FTR HONDA	1'44.815	9	1.826	193.3
8	94 Jonas FOLGER	GER	IodaRacing Project	IODA	1'44.893	7	1.904	184.7
9	39 Luis SALOM	SPA	RW Racing GP	KALEX KTM	1'44.924	10	1.935	194.9
10	10 Alexis MASBOU	FRA	Caretta Technology	HONDA	1'44.985	10	1.996	191.0
11	31 Niklas AJO	FIN	TT Motion Events Racing	KTM	1'45.150	11	2.161	195.1
12	55 Hector FAUBEL	SPA	Mapfre Aspar Team Moto3	KALEX KTM	1'45.372	20	2.383	189.2
13	23 Alberto MONCAYO	SPA	Mapfre Aspar Team Moto3	KALEX KTM	1'45.373	9	2.384	189.0
14	7 Efren VAZQUEZ	SPA	JHK Laglisse	FTR HONDA	1'45.422	7	2.433	190.8
15	9 Toni FINSTERBUSCH	GER	Cresto Guide MZ Racing	HONDA	1'45.497	19	2.508	188.4
16	43 Luca GRUENWALD	GER	Freudenberg Racing Team	HONDA	1'45.625	13	2.636	188.3
17	53 Jasper IWEMA	NED	Moto FGR	FGR HONDA	1'45.650	11	2.661	191.0
18	27 Niccolò ANTONELLI	ITA	San Carlo Gresini Moto3	FTR HONDA	1'45.705	8	2.716	190.7
19	89 Alan TECHER	FRA	Technomag-CIP-TSR	TSR HONDA	1'45.795	7	2.806	191.7
20	63 Zulfahmi KHAIRUDDIN	MAL	AirAsia-Sic-Ajo	KTM	1'45.939	9	2.950	194.0
21	61 Arthur SISSIS	AUS	Red Bull KTM Ajo	KTM	1'46.002	18	3.013	193.1
22	99 Danny WEBB	GBR	Mahindra Racing	MAHINDRA	1'46.046	18	3.057	184.1
23	15 Simone GROTZKYJ	ITA	Ambrogio Next Racing	SUTER HONDA	1'46.173	8	3.184	185.8
24	25 Maverick VIÑALES	SPA	Blusens Avintia	FTR HONDA	1'46.602	18	3.613	190.8
25	32 Isaac VIÑALES	SPA	Ongetta-Centro Seta	FTR HONDA	1'46.772	12	3.783	188.1
26	19 Alessandro TONUCCI	ITA	Team Italia FMI	FTR HONDA	1'46.951	12	3.962	190.1
27	42 Alex RINS	SPA	Estrella Galicia 0,0	SUTER HONDA	1'46.988	21	3.999	190.2
28	86 Kevin HANUS	GER	Thomas Sabo GP Team	HONDA	1'47.003	9	4.014	187.4
29	30 Giulian PEDONE	SWI	Ambrogio Next Racing	SUTER HONDA	1'47.265	8	4.276	183.9
30	77 Marcel SCHROTTER	GER	Mahindra Racing	MAHINDRA	1'47.311	11	4.322	184.0
31	44 Miguel OLIVEIRA	POR	Estrella Galicia 0,0	SUTER HONDA	1'47.565	12	4.576	187.3
32	51 Kenta FUJII	JPN	Technomag-CIP-TSR	TSR HONDA	1'47.854	19	4.865	193.0
33	3 Luigi MORCIANO	ITA	Ioda Team Italia	IODA	1'47.983	11	4.994	184.1
34	21 Ivan MORENO	SPA	Andalucia JHK Laglisse	FTR HONDA	1'49.978	12	6.989	188.3
Not qualified (Out 107%)					1'50.198			
*	5 Romano FENATI	ITA	Team Italia FMI	FTR HONDA	1'51.012	15	8.023	187.1

Practice condition: **Wet**

Air: 17°

Humidity: 100%

Ground: 20°

Fastest Lap:

Lap: 17 **Sandro CORTESE** **1'42.989** 128.32 Km/h

Circuit Record Lap:

New category

Circuit Best Lap:

2012 **Maverick VIÑALES** **1'28.159** 149.906 Km/h

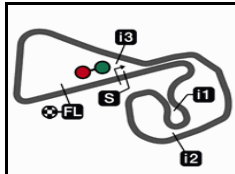
* Have qualified for the race having achieved a time within 107 % of the fastest rider in a free practice session.

The results are provisional until the end of the limit for protest and appeals.

Time limit for protest expires 60' after publication of the results - Mr. Time:

These data/results cannot be reproduced, stored and/or transmitted in whole or in part by any manner of electronic, mechanical, photocopying, recording, broadcasting or otherwise now known or herein after developed without the previous express consent by the copyright owner, except for reproduction in daily press and regular printed publications on sale to the public within 60 days of the event related to those data/results and always provided that copyright symbol appears together as follows below.

© DORNA, 2012



3671 m.

eni MOTORRAD GRAND PRIX DEUTSCHLAND**Qualifying Practice****Top Speed & Average****11**

<i>Rider</i>	<i>Nation</i>	<i>Motorcycle</i>	<i>Top 5 speeds</i>					<i>Average</i>	<i>Top</i>
31 Niklas AJO	FIN	KTM	195.1	193.9	193.5	193.4	193.1	193.8	195.1
41 Brad BINDER	RSA	KALEX KTM	194.9	193.8	193.6	193.1	192.7	193.6	194.9
39 Luis SALOM	SPA	KALEX KTM	194.9	194.5	194.2	194.1	194.1	194.4	194.9
52 Danny KENT	GBR	KTM	194.1	192.7	192.4	191.9	191.8	192.6	194.1
63 Zulfahmi KHAIRUDDIN	MAL	KTM	194.0	193.5	193.1	193.0	193.0	193.3	194.0
96 Louis ROSSI	FRA	FTR HONDA	193.3	191.4	191.2	191.2	190.9	191.6	193.3
61 Arthur SISSIS	AUS	KTM	193.1	192.7	192.5	192.2	192.0	192.5	193.1
51 Kenta FUJII	JPN	TSR HONDA	193.0	191.9	191.8	191.6	191.2	191.9	193.0
8 Jack MILLER	AUS	HONDA	191.8	191.0	190.5	189.9	189.8	190.6	191.8
89 Alan TECHER	FRA	TSR HONDA	191.7	191.3	191.3	191.0	190.4	191.1	191.7
84 Jakub KORNFEL	CZE	FTR HONDA	191.5	188.7	188.7	188.5	188.3	189.1	191.5
10 Alexis MASBOU	FRA	HONDA	191.0	191.0	190.7	190.7	190.6	190.8	191.0
53 Jasper IWEMA	NED	FGR HONDA	191.0	191.0	190.9	190.8	190.6	190.9	191.0
7 Efren VAZQUEZ	SPA	FTR HONDA	190.8	190.2	190.1	189.5	189.1	189.9	190.8
25 Maverick VIÑALES	SPA	FTR HONDA	190.8	189.9	189.7	189.6	189.2	189.9	190.8
27 Niccolò ANTONELLI	ITA	FTR HONDA	190.7	190.6	190.4	190.3	189.6	190.4	190.7
42 Alex RINS	SPA	SUTER HONDA	190.2	189.2	189.1	188.2	188.0	189.0	190.2
11 Sandro CORTESE	GER	KTM	190.1	189.8	189.5	189.3	189.3	189.6	190.1
19 Alessandro TONUCCI	ITA	FTR HONDA	190.1	189.0	188.7	188.7	188.4	189.0	190.1
55 Hector FAUBEL	SPA	KALEX KTM	189.2	188.6	188.4	188.2	188.2	188.5	189.2
23 Alberto MONCAYO	SPA	KALEX KTM	189.0	188.9	188.9	188.9	188.4	188.8	189.0
9 Toni FINSTERBUSCH	GER	HONDA	188.4	188.3	188.0	187.9	187.4	188.0	188.4
43 Luca GRUENWALD	GER	HONDA	188.3	187.0	186.9	186.9	186.9	187.2	188.3
21 Ivan MORENO	SPA	FTR HONDA	188.3	187.1	186.8	186.8	186.6	187.1	188.3
32 Isaac VIÑALES	SPA	FTR HONDA	188.1	188.0	187.9	187.6	187.0	187.7	188.1
86 Kevin HANUS	GER	HONDA	187.4	186.4	186.0	185.3	184.7	186.0	187.4
44 Miguel OLIVEIRA	POR	SUTER HONDA	187.3	187.1	186.9	186.9	186.9	187.0	187.3
5 Romano FENATI	ITA	FTR HONDA	187.1	186.5	186.4	186.1	186.1	186.4	187.1
26 Adrian MARTIN	SPA	FTR HONDA	187.0	186.6	186.3	185.9	185.8	186.3	187.0
15 Simone GROTZKYJ	ITA	SUTER HONDA	185.8	185.5	185.4	185.2	184.7	185.3	185.8
94 Jonas FOLGER	GER	IODA	184.7	183.8	183.8	182.9	182.5	183.5	184.7
3 Luigi MORCIANO	ITA	IODA	184.1	182.8	182.5	182.3	182.0	182.8	184.1
99 Danny WEBB	GBR	MAHINDRA	184.1	183.7	183.7	183.1	183.1	183.5	184.1
77 Marcel SCHROTTER	GER	MAHINDRA	184.0	184.0	183.9	183.8	183.3	183.8	184.0
30 Giulian PEDONE	SWI	SUTER HONDA	183.9	182.8	182.8	182.7	182.6	183.0	183.9

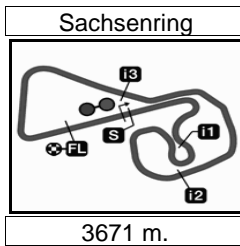
These data/results cannot be reproduced, stored and/or transmitted in whole or in part by any manner of electronic, mechanical, photocopying, recording, broadcasting or otherwise now known or herein after developed without the previous express consent by the copyright owner, except for reproduction in daily press and regular printed publications on sale to the public within 60 days of the event related to those data/results and always provided that copyright symbol appears together as follows below.

© DORNA, 2012

Official MotoGP Timing by **TISSOT**
www.motogp.com



Sachsenring, Saturday, July 07, 2012



Computerised results and timing service provided by **TISSOT**

Moto3

eni MOTORRAD GRAND PRIX DEUTSCHLAND

Qualifying Practice

Chronological Analysis of Performances

12

P Crossing the finish line in pit lane		T1 Time from finish line to 1st intermediate				T2 Time from 1st intermed. to 2nd intermed.				T3 Time from 2nd intermed. to 3rd intermed.				T4 Time from 3rd intermediate to finish line					
Lap	Lap Time	T1	T2	T3	T4	Speed	Lap	Lap Time	T1	T2	T3	T4	Speed						
1st	11	Sandro CORTESE				Red Bull KTM Ajo	GER	Runs=3 Total laps=17 Full laps=13											
1	2'29.761	57.777	33.642	28.341	30.001		10	6'29.235	5'05.958	30.424	25.395	27.458							
2	4'19.702	2'50.284	32.807	27.524	29.087	126.4	11	1'44.489	23.782	28.542	24.897	27.268	185.3						
3	1'51.029	25.317	31.270	26.066	28.376	189.3	12	1'47.795	23.742	29.009			185.4						
4	1'48.215	24.621	30.360	25.327	27.907	189.5	13	1'50.936 P	23.855	29.266	26.548	31.267	184.7						
5	1'47.009	24.185	29.953	25.279	27.592	188.9	14	5'51.943	4'25.935	31.277	26.411	28.320							
6	1'45.826	24.065	29.387	24.960	27.414	189.3	15	1'48.748	24.304	29.710	26.400	28.334	184.8						
7	1'45.793	23.957	29.234	25.233	27.369	190.1	16	2'01.232 P	25.862	31.945	28.554	34.871	182.9						
8	1'45.740	24.154	29.509	24.857	27.220	189.8	4th 8 Jack MILLER						Caretta Technology	AUS					
9	1'56.437 P	25.619	32.420	26.887	31.511	187.8	Runs=3 Total laps=18 Full laps=13												
10	8'25.504	6'58.798	31.445	26.660	28.601		1	2'12.425	35.048	35.532	30.455	31.390							
11	1'47.090	24.119	29.668	25.509	27.794	188.6	2	1'53.754	26.235	31.264	26.508	29.747	188.3						
12	1'46.640	23.891	29.727	25.464	27.558	188.2	3	1'50.720	25.207	30.433	26.167	28.913	189.0						
13	1'46.383	23.614	29.716	25.629	27.424	188.4	4	1'49.392	24.775	29.828	26.024	28.765	190.5						
14	1'45.763	23.489	29.322	25.641	27.311	188.6	5	1'46.136	24.056	29.170	25.160	27.750	189.5						
15	1'45.101	23.342	29.240	24.997	27.522	189.2	6	2'08.260 P	25.754	39.287	29.256	33.963	189.9						
16	1'44.641	23.730	29.105	24.777	27.029	184.7	7	5'49.312	4'20.105	35.287	25.922	27.998							
17	1'42.989	23.305	28.581	24.573	26.530	189.0	8	1'44.994	23.749	28.959	24.789	27.497	187.8						
												9	1'44.980	23.533	28.778	25.029	27.640	189.8	
												10	1'54.637	28.129	32.366	26.565	27.577	188.0	
												11	1'44.777	23.538	28.723	24.856	27.660	188.7	
												12	1'44.532	23.544	28.577	25.292	27.119	187.8	
												13	1'44.637	23.354	28.570	25.325	27.388	189.6	
												14	2'26.070 P	23.398			37.117	188.7	
												15	5'52.119	4'17.502	40.341	26.243	28.033		
												16	1'45.124	23.392	28.797	25.637	27.298	189.2	
												17	1'45.904	23.634	29.730	25.419	27.121	191.0	
												18	1'44.946	23.311	29.315	25.123	27.197	191.8	
												5th 84 Jakub KORNFEL				Redox-Ongetta-Centro	CZE		
												Runs=3 Total laps=17 Full laps=12							
												1	1'59.632	29.668	32.219	27.420	30.325		
												2	1'51.894	25.435	31.307	26.184	28.968	185.2	
												3	1'48.826	24.853	30.260	25.425	28.288	186.2	
												4	1'47.201	24.696	29.634	25.037	27.834	187.3	
												5	1'46.512	24.442	29.585	24.818	27.667	187.6	
												6	1'45.908	24.407	29.489	24.622	27.390	188.5	
												7	1'45.056	24.016	29.193	24.548	27.299	188.7	
												8	1'45.968	24.062	29.887	24.625	27.394	188.3	
												9	1'56.957 P	26.968	30.624	25.708	33.657	188.7	
												10	5'41.651	4'19.248	29.870	24.835	27.698		
												11	1'44.585	23.902	28.957	24.437	27.289	187.7	
												12	1'45.174	23.803	28.959	24.815	27.597	188.3	
												13	1'46.903	24.091	29.669	25.291	27.852	187.8	
												14	1'46.851	24.191	29.854	25.078	27.728	186.2	
												15	1'52.666 P	24.231	30.128	26.107	32.200	191.5	
												16	8'03.181	6'38.097	31.373	25.704	28.007		
												17	1'46.916	24.351	29.940	25.022	27.603	185.6	
												6th 41 Brad BINDER				RW Racing GP	RSA		
												Runs=3 Total laps=19 Full laps=14							
												1	2'14.748	41.246	34.356	28.657	30.489		

Fastest Lap: Sandro CORTESE Red Bull KTM Ajo GER **1'42.989** 23.305 28.581 24.573 26.530

These data/results cannot be reproduced, stored and/or transmitted in whole or in part by any manner of electronic, mechanical, photocopying, recording, broadcasting or otherwise now known or herein after developed without the previous express consent by the copyright owner, except for reproduction in daily press and regular printed publications on sale to the public within 60 days of the event related to those data/results and always provided that copyright symbol appears together as follows below.
© DORNA, 2012



Qualifying Practice

Moto3

Lap	Lap Time	T1	T2	T3	T4	Speed	Lap	Lap Time	T1	T2	T3	T4	Speed
6	1'46.331	24.032	29.330	25.084	27.885	188.2	6	1'46.845	24.283	29.127	25.015	28.420	187.4
7	1'52.455 P	24.555	29.720	26.250	31.930	186.8	7	1'47.061	24.300	29.248	25.055	28.458	188.3
8	5'36.857	4'11.235	31.248	25.898	28.476		8	1'48.599	25.850	29.307	25.035	28.407	185.2
9	2'11.526	24.113	29.308	49.134	28.971	187.8	9	1'45.632	24.169	28.866	24.605	27.992	185.8
10	1'46.104	24.169	29.366	24.914	27.655	186.9	10	1'55.456	26.262	31.995	27.313	29.886	187.0
11	1'46.154	23.997	29.406	24.983	27.768	187.9	11	1'53.425 P	24.416	31.140	25.556	32.313	186.9
12	1'46.529	24.157	29.344	25.281	27.747	186.8	12	8'00.576	6'32.889	32.177	26.404	29.106	
13	1'46.884	23.970	29.333	25.262	28.319	186.4	13	1'49.297	24.531	29.774	26.029	28.963	184.6
14	1'57.761	30.125	33.684	25.785	28.167	168.2	14	1'50.891	24.329	30.078	26.974	29.510	184.0
15	1'46.291	23.894	29.120	25.377	27.900	188.2	15	1'51.196	24.698	30.649	25.754	30.095	184.6
16	1'56.952	26.726	31.664	25.955	32.607	187.0	16	1'59.917	25.937	30.100	31.378	32.502	181.6
17	1'46.853	24.148	29.528	25.530	27.647	187.7	17	1'48.357	24.240	30.076	25.549	28.492	185.1
18	1'45.381	23.634	28.952	25.361	27.434	188.6	18	1'50.234	26.019	30.461	25.678	28.076	186.1
19	1'45.406	23.849	28.937	25.185	27.435	188.4	19	1'45.497	23.991	29.056	24.770	27.680	185.9
20	1'45.372	23.652	28.957	25.225	27.538	189.2							

13th 23 Alberto MONCAYO Mapfre Aspar Team M SPA
Runs=2 Total laps=17 Full laps=13

1	2'52.806	1'17.436	33.850	29.550	31.970	
2	2'00.854	27.290	32.746	28.726	32.092	183.6
3	1'58.199	26.855	33.344	27.933	30.067	185.0
4	1'51.142	25.449	30.184	26.638	28.871	186.3
5	1'48.305	24.783	29.598	25.844	28.080	186.4
6	1'47.380	24.343	29.016	25.662	28.359	189.0
7	1'47.571	24.969	29.226	25.337	28.039	188.3
8	1'46.317	24.446	28.854	25.397	27.620	188.9
9	1'45.373	24.093	28.742	25.167	27.371	188.4
10	1'52.099	23.784	30.942	26.665	30.708	188.9
11	1'49.076	24.206	29.593	26.651	28.626	188.9
12	1'58.862 P	26.404	32.012	27.965	32.481	186.9
13	5'59.024	4'34.054	30.293	26.006	28.671	
14	1'50.750	25.946	29.902	26.429	28.473	185.0
15	1'50.036	24.597	29.920	26.759	28.760	187.0
16	1'47.980	24.434	29.729	25.784	28.033	186.4
17	2'02.469 P	25.596	34.796	28.462	33.615	187.2

14th 7 Efren VAZQUEZ JHK Laglisse SPA
Runs=2 Total laps=17 Full laps=13

1	2'59.202	1'25.900	34.617	27.820	30.865	
2	1'55.273	26.669	31.822	27.059	29.723	186.0
3	1'55.253	26.897	32.283	27.107	28.966	179.2
4	1'51.453	25.529	30.953	25.991	28.980	187.9
5	1'48.177	24.837	29.973	25.326	28.041	188.7
6	1'47.036	24.361	29.366	25.244	28.065	189.5
7	1'45.422	24.223	29.183	24.500	27.516	189.1
8	1'45.856	24.093	28.993	25.149	27.621	190.8
9	1'45.686	24.221	29.213	24.962	27.290	190.2
10	1'56.171 P	25.542	32.434	26.864	31.331	190.1
11	8'34.063	7'08.843	30.904	25.883	28.433	
12	1'47.501	24.552	29.413	25.501	28.035	187.5
13	1'48.016	24.775	29.709	25.363	28.169	187.4
14	1'53.712	26.722	32.874	25.725	28.391	186.9
15	1'48.478	24.497	29.667	25.527	28.787	187.5
16	1'50.771	25.780	31.165	25.619	28.207	186.4
17	1'52.488 P	24.847	30.182	25.643	31.816	187.1

15th 9 Toni FINSTERBUSC Cresto Guide MZ Raci GER
Runs=2 Total laps=19 Full laps=16

1	2'14.202	41.459	33.652	27.954	31.137	
2	1'54.617	26.227	31.553	27.192	29.645	185.3
3	1'50.324	25.560	30.349	25.800	28.615	188.4
4	1'48.674	24.822	29.709	25.582	28.561	187.9
5	1'48.609	24.812	29.689	25.453	28.655	188.0

16th 43 Luca GRUENWALD Freudenberg Racing T GER
Runs=2 Total laps=16 Full laps=12

1	2'10.917	35.497	34.737	28.787	31.896	
2	1'53.895	26.509	31.365	26.260	29.761	181.9
3	1'50.811	25.162	30.860	25.689	29.100	184.2
4	1'50.343	25.020	30.237	25.976	29.110	185.2
5	1'48.368	24.587	29.766	25.340	28.675	186.9
6	1'47.849	24.372	29.827	25.427	28.223	187.0
7	1'48.322	24.542	29.766	25.144	28.870	186.4
8	1'46.799	24.294	29.542	25.014	27.949	188.3
9	1'46.687	24.231	29.272	25.122	28.062	186.9
10	2'02.184 P	28.188	34.444	26.317	33.235	186.4
11	5'55.343	4'29.159	32.679	25.432	28.073	
12	1'46.822	24.586	29.637	24.865	27.734	185.1
13	1'45.625	24.038	29.004	24.785	27.798	185.0
14	1'46.094	23.839	29.142	25.167	27.946	186.9
15	1'46.463	24.141	29.362	25.191	27.769	184.7
	unfinished	24.180				185.1

17th 53 Jasper IWEMA Moto FGR NED
Runs=3 Total laps=17 Full laps=12

1	2'13.749	36.322	37.213	29.158	31.056	
2	1'53.307	26.397	31.436	26.210	29.264	188.6
3	1'49.633	24.990	29.950	26.127	28.566	189.3
4	1'48.945	24.733	29.946	25.957	28.309	190.3
5	1'46.519	24.332	29.328	25.072	27.787	189.8
6	1'47.090	24.318	29.434	25.516	27.822	190.6
7	1'45.759	23.993	29.217	24.947	27.602	191.0
8	1'45.980	24.041	29.529	24.967	27.443	190.9
9	2'13.161 P	28.554	38.085	29.289	37.233	189.7
10	7'54.661	6'32.224	30.149	24.772	27.516	
11	1'45.650	24.263	29.161	24.749	27.477	190.2
12	1'46.212	23.890	29.157	25.130	28.035	191.0
13	1'47.508	24.159	29.528	25.505	28.316	190.2
14	1'56.187	24.128	29.950	32.908	29.201	188.7
15	2'00.622 P	24.065	30.063	26.007	40.487	189.6
16	4'54.486	3'29.496	31.286	25.835	27.869	
17	1'47.353	24.212	30.094	25.365	27.682	190.8

18th 27 Niccolò ANTONELLI San Carlo Gresini Mot ITA
Runs=2 Total laps=18 Full laps=15

1	3'48.178	2'04.142	36.486	33.066	34.484	
2	2'04.258	31.856	33.385	28.494	30.523	106.7
3	1'54.016	25.901	31.393	27.516	29.206	185.8
4	1'50.115	24.952	30.221	25.996	28.946	186.3
5	1'47.631	24.427	29.579	25.465	28.160	187.7
6	1'47.071	24.268	29.262	25.348	28.193	190.6
7	1'47.122	24.190	29.639	25.360	27.933	189.2

Fastest Lap: Sandro CORTESE Red Bull KTM Ajo GER 1'42.989 23.305 28.581 24.573 26.530

These data/results cannot be reproduced, stored and/or transmitted in whole or in part by any manner of electronic, mechanical, photocopying, recording, broadcasting or otherwise now known or herein after developed without the previous express consent by the copyright owner, except for reproduction in daily press and regular printed publications on sale to the public within 60 days of the event related to those data/results and always provided that copyright symbol appears together as follows below.
© DORNA, 2012



Qualifying Practice

Moto3

Lap	Lap Time	T1	T2	T3	T4	Speed	Lap	Lap Time	T1	T2	T3	T4	Speed
8	1'45.705	23.930	29.244	24.793	27.738	190.7	3	1'53.456	25.685	30.893	27.497	29.381	190.5
9	1'55.410	28.682	32.043	26.271	28.414	177.6	4	1'51.160	25.184	30.419	26.525	29.032	191.0
10	1'55.034 P	24.199	31.527	26.293	33.015	190.3	5	1'56.861 P	25.257	31.007	27.459	33.138	190.9
11	8'02.139	6'37.114	30.836	26.157	28.032		6	9'39.788	8'13.829	30.674	26.675	28.610	
12	1'48.587	23.890	29.639	26.399	28.659	189.6	7	1'48.290	24.424	29.507	26.190	28.169	190.4
13	1'48.285	24.536	29.695	25.737	28.317	188.9	8	1'47.149	24.166	29.408	25.466	28.109	192.7
14	2'07.876	38.733	33.433	27.888	27.822	183.1	9	1'47.533	24.277	29.463	25.836	27.957	191.4
15	1'47.167	24.182	29.384	26.060	27.541	187.8	10	1'46.602	24.009	29.287	25.532	27.774	192.5
16	1'46.674	23.949	29.588	25.649	27.488	189.4	11	1'47.565	23.993	29.428	26.105	28.039	193.1
17	1'47.580	24.113	30.098	25.672	27.697	190.4	12	1'47.220	23.962	29.547	25.733	27.978	192.2
18	1'45.850	23.948	29.197	25.130	27.575	188.9	13	1'47.153	24.182	29.392	25.759	27.820	191.9

19th 89 Alan TECHER Technomag-CIP-TSR FRA

Runs=2 Total laps=21 Full laps=18

1	2'26.214	50.690	34.415	29.983	31.126	
2	1'52.925	25.544	31.303	26.909	29.169	188.8
3	1'50.429	25.056	30.687	26.119	28.567	189.9
4	1'49.499	24.746	30.268	26.050	28.435	190.0
5	1'48.960	24.985	30.298	25.659	28.018	190.4
6	1'47.085	24.209	29.704	25.125	28.047	190.2
7	1'45.795	23.947	29.322	24.728	27.798	191.3
8	1'47.213	24.095	29.462	25.177	28.479	191.3
9	1'46.171	24.166	29.267	24.870	27.868	191.7
10	1'46.405	23.892	29.247	25.280	27.986	191.0
11	1'52.417 P	24.138	30.515	25.547	32.217	190.1
12	4'55.692	3'31.873	30.392	25.464	27.963	
13	1'47.693	24.428	29.627	25.736	27.902	188.2
14	1'48.626	24.277	30.180	25.962	28.207	188.1
15	1'49.581	24.342	30.423	26.322	28.494	187.9
16	1'49.074	24.405	30.269	25.983	28.417	187.0
17	1'48.532	24.421	30.338	25.582	28.191	188.2
18	1'48.887	24.198	30.558	26.028	28.103	190.0
19	1'47.894	24.168	30.065	25.662	27.999	187.9
20	1'47.639	24.294	29.911	25.362	28.072	188.6
21	1'47.657	24.324	30.138	25.435	27.760	187.8

20th 63 Zulfahmi KHAIRUD AirAsia-Sic-Ajo MAL

Runs=2 Total laps=20 Full laps=17

1	2'28.173	53.816	34.027	28.845	31.485	
2	1'59.786	26.914	34.481	28.210	30.181	187.4
3	1'53.619	26.105	31.317	27.002	29.195	191.5
4	1'51.521	25.404	30.943	26.189	28.985	191.4
5	1'50.814	25.097	30.863	26.107	28.747	192.2
6	1'48.931	24.653	30.370	25.555	28.353	191.5
7	1'47.906	24.622	29.969	25.408	27.907	191.4
8	1'47.181	24.381	29.761	25.204	27.835	193.5
9	1'45.939	23.818	29.388	24.820	27.913	192.9
10	1'46.502	23.912	29.378	25.476	27.736	193.1
11	1'56.063 P	26.875	30.878	25.681	32.629	193.0
12	6'24.341	4'59.217	30.972	25.497	28.655	
13	1'47.340	24.298	29.627	25.422	27.993	191.9
14	1'47.202	23.936	29.988	25.371	27.907	192.7
15	1'48.064	24.053	30.128	25.956	27.927	193.0
16	1'47.946	23.818	29.628	26.090	28.410	192.2
17	1'50.942	24.368	31.334	26.317	28.923	192.8
18	1'48.844	24.718	30.260	25.925	27.941	194.0
19	1'47.752	24.207	29.839	25.967	27.739	191.9
20	1'47.620	23.986	30.277	25.711	27.646	191.2

21st 61 Arthur SISSIS Red Bull KTM Ajo AUS

Runs=2 Total laps=18 Full laps=15

1	2'40.699	1'04.203	34.450	29.972	32.074	
2	1'56.186	26.303	31.884	27.997	30.002	186.3

22nd 99 Danny WEBB Mahindra Racing GBR

Runs=3 Total laps=18 Full laps=13

1	2'17.604	42.533	33.671	29.322	32.078	
2	1'52.701	25.752	31.154	26.783	29.012	182.7
3	1'51.059	25.244	30.517	26.251	29.047	182.9
4	1'50.151	25.321	30.088	25.992	28.750	178.9
5	1'48.894	25.051	29.629	25.913	28.301	180.9
6	1'54.449 P	24.710	30.236	26.834	32.669	183.1
7	7'12.030	5'45.845	31.192	26.581	28.412	
8	1'48.473	24.509	29.664	25.442	28.858	183.7
9	1'47.552	24.604	29.395	25.567	27.986	182.4
10	1'46.685	24.388	29.198	25.274	27.825	183.1
11	1'46.368	24.342	28.970	25.157	27.899	183.0
12	1'47.068	24.303	29.173	25.730	27.862	182.9
13	1'55.794 P	26.420	30.112	26.822	32.440	182.1
14	4'27.084	2'42.449	43.211	27.729	33.695	
15	2'03.290	24.899	29.418	33.481	35.492	181.8
16	1'46.990	24.372	29.283	25.666	27.669	184.1
17	1'47.957	24.155	29.927	25.764	28.111	183.7
18	1'46.046	24.346	29.167	25.131	27.402	180.1

23rd 15 Simone GROTZKYJ Ambrogio Next Racing ITA

Runs=3 Total laps=18 Full laps=12

1	2'06.128	32.999	34.434	28.150	30.545	
2	1'51.663	25.555	30.678	26.412	29.018	183.6
3	1'50.325	24.881	30.588	26.274	28.582	185.4
4	1'48.547	24.833	29.899	25.622	28.193	184.4
5	1'48.941	24.762	29.665	25.755	28.759	185.5
6	1'48.076	24.914	29.348	25.597	28.217	185.8
7	1'47.706	24.575	29.460	25.468	28.203	185.2
8	1'46.173	24.299	29.012	25.077	27.785	184.6
9	1'57.119 P	25.415	31.289	27.534	32.881	184.0
10	6'37.217	5'10.550	31.805	26.174	28.688	
11	1'50.628 P	24.553	29.430	25.335	31.310	184.0
12	3'19.952	1'56.570	30.041	25.423	27.918	
13	1'47.672	24.132	29.671	25.730	28.139	184.7
14	2'04.923	24.208	29.376	42.064	29.275	184.6
15	1'49.605	24.576	29.757	26.598	28.674	183.8
16	1'49.615	24.571	30.160	26.177	28.707	184.6
17	1'48.948	24.348	29.937	25.980	28.683	184.1
18	1'57.123 P	25.964	31.796	26.300	33.063	183.7

24th 25 Maverick VIÑALES Blusens Avintia SPA

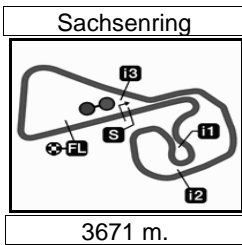
Runs=3 Total laps=18 Full laps=13

1	2'57.153	1'20.739	35.244	29.490	31.680	
2	1'57.769	26.266	33.019	28.617	29.867	185.6

Fastest Lap: Sandro CORTESE Red Bull KTM Ajo GER 1'42.989 23.305 28.581 24.573 26.530

These data/results cannot be reproduced, stored and/or transmitted in whole or in part by any manner of electronic, mechanical, photocopying, recording, broadcasting or otherwise now known or herein after developed without the previous express consent by the copyright owner, except for reproduction in daily press and regular printed publications on sale to the public within 60 days of the event related to those data/results and always provided that copyright symbol appears together as follows below.
© DORNA, 2012





Computerised results and timing service provided by **TISSOT**

Moto3

eni MOTORRAD GRAND PRIX DEUTSCHLAND
Provisional Starting Grid

Race : 27 laps = 99.117 km



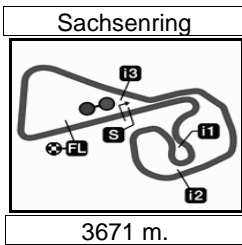
1	1 1'42.989 11 Sandro CORTESE KTM	2	2 1'44.474 52 Danny KENT KTM	3	3 1'44.489 26 Adrian MARTIN FTR Honda
2	4 1'44.532 8 Jack MILLER Honda	5	5 1'44.585 84 Jakub KORNFEIL FTR Honda	6	6 1'44.735 41 Brad BINDER Kalex KTM
3	7 1'44.815 96 Louis ROSSI FTR Honda	8	8 1'44.893 94 Jonas FOLGER loda	9	9 1'44.924 39 Luis SALOM Kalex KTM
4	10 1'44.985 10 Alexis MASBOU Honda	11	11 1'45.150 31 Niklas AJO KTM	12	12 1'45.372 55 Hector FAUBEL Kalex KTM
5	13 1'45.373 23 Alberto MONCAYO Kalex KTM	14	14 1'45.422 7 Efen VAZQUEZ FTR Honda	15	15 1'45.497 9 Toni FINSTERBUSCH Honda
6	16 1'45.625 43 Luca GRUENWALD Honda	17	17 1'45.650 53 Jasper IWEMA FGR Honda	18	18 1'45.705 27 Niccolò ANTONELLI FTR Honda
7	19 1'45.795 89 Alan TECHER TSR Honda	20	20 1'45.939 63 Zufahmi KHAIRUDDIN KTM	21	21 1'46.002 61 Arthur SISSIS KTM

The results are provisional until the end of the limit for protest and appeals and until the ratification of the Event Management Committee.
 Time limit for protest expires 60' at the latest after publication of the results - Mr. Time:

These data/results cannot be reproduced, stored and/or transmitted in whole or in part by any manner of electronic, mechanical, photocopying, recording, broadcasting or otherwise now known or herein after developed without the previous express consent of the copyright owner, except for reproduction in daily press and regular printed publications on sale to the public within 60 days of the event related to those data/results and always provided that copyright symbol appears together as follows below.
 © DORNA, 2012

Official MotoGP Timing by **TISSOT**
 www.motogp.com





Computerised results and timing service provided by **TISSOT**

Moto3

eni MOTORRAD GRAND PRIX DEUTSCHLAND
Provisional Starting Grid

Race : 27 laps = 99.117 km

8	22 1'46.046 99 Danny WEBB Mahindra	23 1'46.173 15 Simone GROTZKYJ Suter Honda	24 1'46.602 25 Maverick VIÑALES FTR Honda
9	25 1'46.772 32 Isaac VIÑALES FTR Honda	26 1'46.951 19 Alessandro TONUCCI FTR Honda	27 1'46.988 42 Alex RINS Suter Honda
10	28 1'47.003 86 Kevin HANUS Honda	29 1'47.265 30 Giulian PEDONE Suter Honda	30 1'47.311 77 Marcel SCHROTTER Mahindra
11	31 1'47.565 44 Miguel OLIVEIRA Suter Honda	32 1'47.854 51 Kenta FUJII TSR Honda	33 1'47.983 3 Luigi MORCIANO Ioda
12	34 1'49.978 21 Ivan MORENO FTR Honda	35 1'51.012 5 Romano FENATI FTR Honda	

The results are provisional until the end of the limit for protest and appeals and until the ratification of the Event Management Committee.

Time limit for protest expires 60' at the latest after publication of the results - Mr. Time:

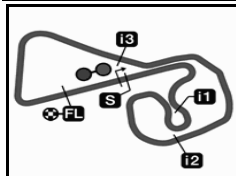
These data/results cannot be reproduced, stored and/or transmitted in whole or in part by any manner of electronic, mechanical, photocopying, recording, broadcasting or otherwise now known or herein after developed without the previous express consent of the copyright owner, except for reproduction in daily press and regular printed publications on sale to the public within 60 days of the event related to those data/results and always provided that copyright symbol appears together as follows below.

© DORNA, 2012

Official MotoGP Timing by **TISSOT**
 www.motogp.com



Sachsenring



3671 m.

Computerised results and timing service provided by **TISSOT****Moto3****eni MOTORRAD GRAND PRIX DEUTSCHLAND***After the Qualifying Practice***Event Best Maximum Speed**

<i>Rider</i>	<i>Nation Team</i>	<i>Motorcycle</i>	<i>Km/h</i>	
42 Alex RINS	SPA Estrella Galicia 0,0	SUTER HONDA	203.3	Free Practice Nr. 2
25 Maverick VIÑALES	SPA Blusens Avintia	FTR HONDA	202.7	Free Practice Nr. 3
10 Alexis MASBOU	FRA Caretta Technology	HONDA	202.3	Free Practice Nr. 3
61 Arthur SISIS	AUS Red Bull KTM Ajo	KTM	201.8	Free Practice Nr. 2
31 Niklas AJO	FIN TT Motion Events Racing	KTM	201.7	Free Practice Nr. 3
5 Romano FENATI	ITA Team Italia FMI	FTR HONDA	201.3	Free Practice Nr. 3
89 Alan TECHER	FRA Technomag-CIP-TSR	TSR HONDA	201.0	Free Practice Nr. 2
63 Zulfahmi KHAIRUDDIN	MAL AirAsia-Sic-Ajo	KTM	200.9	Free Practice Nr. 2
39 Luis SALOM	SPA RW Racing GP	KALEX KTM	200.6	Free Practice Nr. 2
11 Sandro CORTESE	GER Red Bull KTM Ajo	KTM	200.5	Free Practice Nr. 1
7 Efren VAZQUEZ	SPA JHK Laglisse	FTR HONDA	200.3	Free Practice Nr. 2
52 Danny KENT	GBR Red Bull KTM Ajo	KTM	200.2	Free Practice Nr. 2
53 Jasper IWEMA	NED Moto FGR	FGR HONDA	200.2	Free Practice Nr. 3
84 Jakub KORNFEIL	CZE Redox-Ongetta-Centro Seta	FTR HONDA	200.0	Free Practice Nr. 1
96 Louis ROSSI	FRA Racing Team Germany	FTR HONDA	199.7	Free Practice Nr. 2
55 Hector FAUBEL	SPA Mapfre Aspar Team Moto3	KALEX KTM	199.7	Free Practice Nr. 2
51 Kenta FUJII	JPN Technomag-CIP-TSR	TSR HONDA	199.2	Free Practice Nr. 2
32 Isaac VIÑALES	SPA Ongetta-Centro Seta	FTR HONDA	199.0	Free Practice Nr. 1
27 Niccolò ANTONELLI	ITA San Carlo Gresini Moto3	FTR HONDA	198.9	Free Practice Nr. 3
41 Brad BINDER	RSA RW Racing GP	KALEX KTM	198.9	Free Practice Nr. 2
23 Alberto MONCAYO	SPA Mapfre Aspar Team Moto3	KALEX KTM	198.8	Free Practice Nr. 3
21 Ivan MORENO	SPA Andalucia JHK Laglisse	FTR HONDA	198.7	Free Practice Nr. 2
86 Kevin HANUS	GER Thomas Sabo GP Team	HONDA	198.3	Free Practice Nr. 2
19 Alessandro TONUCCI	ITA Team Italia FMI	FTR HONDA	198.1	Free Practice Nr. 1
44 Miguel OLIVEIRA	POR Estrella Galicia 0,0	SUTER HONDA	198.1	Free Practice Nr. 3
15 Simone GROTZKYJ	ITA Ambrogio Next Racing	SUTER HONDA	198.0	Free Practice Nr. 3
43 Luca GRUENWALD	GER Freudenberg Racing Team	HONDA	198.0	Free Practice Nr. 2
26 Adrian MARTIN	SPA JHK Laglisse	FTR HONDA	197.4	Free Practice Nr. 3
8 Jack MILLER	AUS Caretta Technology	HONDA	197.3	Free Practice Nr. 3
9 Toni FINSTERBUSCH	GER Cresto Guide MZ Racing	HONDA	195.9	Free Practice Nr. 1
77 Marcel SCHROTTER	GER Mahindra Racing	MAHINDRA	194.6	Free Practice Nr. 3
3 Luigi MORCIANO	ITA Ioda Team Italia	IODA	194.2	Free Practice Nr. 2
30 Giulian PEDONE	SWI Ambrogio Next Racing	SUTER HONDA	193.8	Free Practice Nr. 2
94 Jonas FOLGER	GER IodaRacing Project	IODA	193.7	Free Practice Nr. 3
99 Danny WEBB	GBR Mahindra Racing	MAHINDRA	192.7	Free Practice Nr. 3

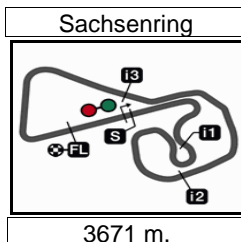
These data/results cannot be reproduced, stored and/or transmitted in whole or in part by any manner of electronic, mechanical, photocopying, recording, broadcasting or otherwise now known or herein after developed without the previous express consent by the copyright owner, except for reproduction in daily press and regular printed publications on sale to the public within 60 days of the event related to those data/results and always provided that copyright symbol appears together as follows below.

© DORNA, 2012

Official MotoGP Timing by **TISSOT**
www.motogp.com



Sachsenring, Saturday, July 07, 2012



Computerised results and timing service provided by **TISSOT**

Moto3

eni MOTORRAD GRAND PRIX DEUTSCHLAND

Qualifying Practice

Best Partial Times

IT Ideal Lap Time, sum of the best partial times

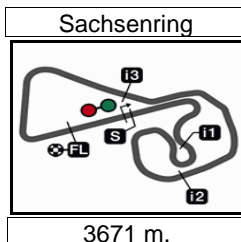
BT Best Lap Time

<i>T1</i>		<i>T2</i>		<i>T3</i>		<i>T4</i>				<i>IT</i>	<i>BT</i>	
<i>Pos</i>	<i>Rider</i>	<i>Time</i>	<i>Rider</i>	<i>Time</i>	<i>Rider</i>	<i>Time</i>	<i>Rider</i>	<i>Time</i>	<i>Pos</i>	<i>Rider</i>		
1	S.CORTESE	23.305	J.FOLGER	28.537	J.KORNFEIL	24.437	S.CORTESE	26.530	1	S.CORTESE	1'42.989	1'42.989 (1)
2	J.MILLER	23.311	A.MARTIN	28.542	D.KENT	24.470	B.BINDER	26.994	2	J.MILLER	1'43.789	1'44.532 (4)
3	L.SALOM	23.579	J.MILLER	28.570	E.VAZQUEZ	24.500	J.MILLER	27.119	3	D.KENT	1'44.008	1'44.474 (2)
4	H.FAUBEL	23.634	S.CORTESE	28.581	L.ROSSI	24.542	D.KENT	27.199	4	B.BINDER	1'44.140	1'44.735 (6)
5	A.MARTIN	23.652	D.KENT	28.672	S.CORTESE	24.573	L.SALOM	27.243	5	L.SALOM	1'44.325	1'44.924 (9)
6	A.MASBOU	23.656	B.BINDER	28.703	T.FINSTERBUSC	24.605	A.MARTIN	27.268	6	A.MARTIN	1'44.359	1'44.489 (3)
7	D.KENT	23.667	L.SALOM	28.716	B.BINDER	24.653	J.KORNFEIL	27.289	7	J.KORNFEIL	1'44.486	1'44.585 (5)
8	A.SISSIS	23.680	N.AJO	28.728	A.TECHER	24.728	E.VAZQUEZ	27.290	8	L.ROSSI	1'44.522	1'44.815 (7)
9	J.FOLGER	23.757	A.MONCAYO	28.742	J.IWEMA	24.749	A.MASBOU	27.306	9	J.FOLGER	1'44.594	1'44.893 (8)
10	A.MONCAYO	23.784	A.MASBOU	28.754	N.AJO	24.779	A.MONCAYO	27.371	10	A.MASBOU	1'44.682	1'44.985 (10)
11	B.BINDER	23.790	L.ROSSI	28.808	L.GRUENWALD	24.785	L.ROSSI	27.373	11	E.VAZQUEZ	1'44.876	1'45.422 (14)
12	L.ROSSI	23.799	I.VIÑALES	28.833	L.SALOM	24.787	A.RINS	27.388	12	H.FAUBEL	1'44.919	1'45.372 (12)
13	J.KORNFEIL	23.803	T.FINSTERBUSC	28.866	J.MILLER	24.789	D.WEBB	27.402	13	N.AJO	1'44.931	1'45.150 (11)
14	Z.KHAIRUDDIN	23.818	H.FAUBEL	28.937	J.FOLGER	24.791	N.AJO	27.425	14	A.MONCAYO	1'45.064	1'45.373 (13)
15	I.VIÑALES	23.824	J.KORNFEIL	28.957	N.ANTONELLI	24.793	H.FAUBEL	27.434	15	T.FINSTERBU	1'45.142	1'45.497 (15)
16	L.GRUENWALD	23.839	D.WEBB	28.970	Z.KHAIRUDDIN	24.820	J.IWEMA	27.443	16	J.IWEMA	1'45.239	1'45.650 (17)
17	M.VIÑALES	23.854	E.VAZQUEZ	28.993	A.MARTIN	24.897	N.ANTONELLI	27.488	17	L.GRUENWAL	1'45.362	1'45.625 (16)
18	N.ANTONELLI	23.890	L.GRUENWALD	29.004	H.FAUBEL	24.914	J.FOLGER	27.509	18	N.ANTONELLI	1'45.368	1'45.705 (18)
19	J.IWEMA	23.890	S.GROTZKYJ	29.012	A.MASBOU	24.966	A.SISSIS	27.526	19	A.TECHER	1'45.627	1'45.795 (19)
20	A.TECHER	23.892	A.TONUCCI	29.019	K.FUJII	25.049	M.VIÑALES	27.634	20	D.WEBB	1'45.658	1'46.046 (22)
21	T.FINSTERBUSC	23.991	J.IWEMA	29.157	S.GROTZKYJ	25.077	Z.KHAIRUDDIN	27.646	21	Z.KHAIRUDDIN	1'45.662	1'45.939 (20)
22	N.AJO	23.999	A.SISSIS	29.185	A.TONUCCI	25.078	T.FINSTERBUSC	27.680	22	A.SISSIS	1'45.857	1'46.002 (21)
23	A.TONUCCI	24.079	N.ANTONELLI	29.197	M.SCHROTTER	25.083	L.GRUENWALD	27.734	23	S.GROTZKYJ	1'46.006	1'46.173 (23)
24	E.VAZQUEZ	24.093	A.TECHER	29.247	D.WEBB	25.131	A.TECHER	27.760	24	A.TONUCCI	1'46.136	1'46.951 (26)

These data/results cannot be reproduced, stored and/or transmitted in whole or in part by any manner of electronic, mechanical, photocopying, recording, broadcasting or otherwise now known or herein after developed without the previous express consent by the copyright owner, except for reproduction in daily press and regular printed publications on sale to the public within 60 days of the event related to those data/results and always provided that copyright symbol appears together as follows below.
© DORNA, 2012

Official MotoGP Timing by **TISSOT**
www.motogp.com





Computerised results and timing service provided by **TISSOT**

eni MOTORRAD GRAND PRIX DEUTSCHLAND

Qualifying Practice

Best Partial Times

Moto3

IT Ideal Lap Time, sum of the best partial times

BT Best Lap Time

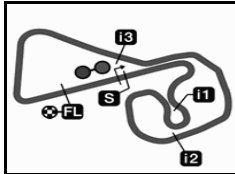
<i>T1</i>			<i>T2</i>			<i>T3</i>			<i>T4</i>				
<i>Pos</i>	<i>Rider</i>	<i>Time</i>	<i>Rider</i>	<i>Time</i>	<i>Rider</i>	<i>Time</i>	<i>Rider</i>	<i>Time</i>	<i>Pos</i>	<i>Rider</i>	<i>IT</i>	<i>BT</i>	
25	M.SCHROTTER	24.119	K.HANUS	29.346	A.MONCAYO	25.167	S.GROTZKYJ	27.785	25	I.VIÑALES	1'46.352	1'46.772	(25)
26	S.GROTZKYJ	24.132	Z.KHAIRUDDIN	29.378	K.HANUS	25.215	A.TONUCCI	27.960	26	M.VIÑALES	1'46.458	1'46.602	(24)
27	D.WEBB	24.155	M.SCHROTTER	29.441	L.MORCIANO	25.278	K.HANUS	27.966	27	M.SCHROTTE	1'46.731	1'47.311	(30)
28	G.PEDONE	24.175	L.MORCIANO	29.471	G.PEDONE	25.327	K.FUJII	28.056	28	K.HANUS	1'46.745	1'47.003	(28)
29	K.HANUS	24.218	M.OLIVEIRA	29.504	A.RINS	25.354	M.SCHROTTER	28.088	29	A.RINS	1'46.911	1'46.988	(27)
30	M.OLIVEIRA	24.221	M.VIÑALES	29.528	I.VIÑALES	25.431	G.PEDONE	28.111	30	G.PEDONE	1'47.189	1'47.265	(29)
31	L.MORCIANO	24.412	G.PEDONE	29.576	M.VIÑALES	25.442	M.OLIVEIRA	28.113	31	K.FUJII	1'47.224	1'47.854	(32)
32	K.FUJII	24.413	K.FUJII	29.706	A.SISSIS	25.466	I.MORENO	28.218	32	M.OLIVEIRA	1'47.313	1'47.565	(31)
33	A.RINS	24.419	R.FENATI	29.734	M.OLIVEIRA	25.475	I.VIÑALES	28.264	33	L.MORCIANO	1'47.553	1'47.983	(33)
34	I.MORENO	24.912	A.RINS	29.750	I.MORENO	25.674	L.MORCIANO	28.392	34	I.MORENO	1'49.098	1'49.978	(34)
35	R.FENATI	25.168	I.MORENO	30.294	R.FENATI	26.226	R.FENATI	29.706	35	R.FENATI	1'50.834	1'51.012	(35)

These data/results cannot be reproduced, stored and/or transmitted in whole or in part by any manner of electronic, mechanical, photocopying, recording, broadcasting or otherwise now known or herein after developed without the previous express consent by the copyright owner, except for reproduction in daily press and regular printed publications on sale to the public within 60 days of the event related to those data/results and always provided that copyright symbol appears together as follows below.
© DORNA, 2012

Official MotoGP Timing by **TISSOT**
www.motogp.com




Sachsenring

Computerised results and timing service provided by **TISSOT****Moto3**

3671 m.

eni MOTORRAD GRAND PRIX DEUTSCHLAND
Qualifying Practice
Fastest Laps Sequence

<i>Practice Time</i>	 <i>Rider</i>	<i>Nation</i>	<i>Motorcycle</i>	<i>Time</i>	<i>Km/h</i>	<i>Rider's Lap</i>
3'51.526	84 Jakub KORNFEIL	CZE	FTR HONDA	1'51.894	118.108	2
3'57.791	15 Simone GROTZKYJ	ITA	SUTER HONDA	1'51.663	118.352	2
4'58.703	26 Adrian MARTIN	SPA	FTR HONDA	1'50.292	119.823	2
5'40.352	84 Jakub KORNFEIL	CZE	FTR HONDA	1'48.826	121.437	3
7'27.553	84 Jakub KORNFEIL	CZE	FTR HONDA	1'47.201	123.278	4
9'14.065	84 Jakub KORNFEIL	CZE	FTR HONDA	1'46.512	124.076	5
9'32.427	8 Jack MILLER	AUS	HONDA	1'46.136	124.515	5
10'21.868	26 Adrian MARTIN	SPA	FTR HONDA	1'45.936	124.750	5
10'59.973	84 Jakub KORNFEIL	CZE	FTR HONDA	1'45.908	124.783	6
12'07.523	26 Adrian MARTIN	SPA	FTR HONDA	1'45.655	125.082	6
12'45.029	84 Jakub KORNFEIL	CZE	FTR HONDA	1'45.056	125.795	7
15'37.813	26 Adrian MARTIN	SPA	FTR HONDA	1'44.821	126.077	8
15'49.060	52 Danny KENT	GBR	KTM	1'44.802	126.100	8
17'33.534	52 Danny KENT	GBR	KTM	1'44.474	126.496	9
40'13.623	11 Sandro CORTESE	GER	KTM	1'42.989	128.320	17

These data/results cannot be reproduced, stored and/or transmitted in whole or in part by any manner of electronic, mechanical, photocopying, recording, broadcasting or otherwise now known or herein after developed without the previous express consent by the copyright owner, except for reproduction in daily press and regular printed publications on sale to the public within 60 days of the event related to those data/results and always provided that copyright symbol appears together as follows below.

© DORNA, 2012

Official MotoGP Timing by **TISSOT**
 www.motogp.com



Sachsenring, Saturday, July 07, 2012