


Computerised results and timing service provided by **TISSOT**

**Moto3**

**HERTZ BRITISH GRAND PRIX**  
**Qualifying Practice**  
**Classification**

**10**

	<i>Rider</i>	<i>Nation</i>	<i>Team</i>	<i>Motorcycle</i>	<i>Time</i>	<i>Lap</i>	<i>Total</i>	<i>Gap</i>	<i>Top Speed</i>
1	25 <b>Maverick VIÑALES</b>	SPA	Blusens Avintia	FTR HONDA	<b>2'16.187</b>	11	14		<b>209.7</b>
2	7 <b>Efren VAZQUEZ</b>	SPA	JHK Laglisse	FTR HONDA	<b>2'16.385</b>	4	12	0.198 0.198	<b>213.5</b>
3	10 <b>Alexis MASBOU</b>	FRA	Caretta Technology	HONDA	<b>2'17.043</b>	10	11	0.856 0.658	<b>216.0</b>
4	11 <b>Sandro CORTESE</b>	GER	Red Bull KTM Ajo	KTM	<b>2'17.123</b>	10	14	0.936 0.080	<b>207.6</b>
5	52 <b>Danny KENT</b>	GBR	Red Bull KTM Ajo	KTM	<b>2'17.337</b>	6	14	1.150 0.214	<b>211.9</b>
6	39 <b>Luis SALOM</b>	SPA	RW Racing GP	KALEX KTM	<b>2'17.485</b>	11	15	1.298 0.148	<b>216.5</b>
7	96 <b>Louis ROSSI</b>	FRA	Racing Team Germany	FTR HONDA	<b>2'17.539</b>	4	15	1.352 0.054	<b>214.6</b>
8	63 <b>Zulfahmi KHAIRUDDIN</b>	MAL	AirAsia-Sic-Ajo	KTM	<b>2'17.873</b>	14	15	1.686 0.334	<b>213.6</b>
9	5 <b>Romano FENATI</b>	ITA	Team Italia FMI	FTR HONDA	<b>2'17.904</b>	12	16	1.717 0.031	<b>213.2</b>
10	42 <b>Alex RINS</b>	SPA	Estrella Galicia 0,0	SUTER HONDA	<b>2'17.908</b>	4	14	1.721 0.004	<b>212.6</b>
11	44 <b>Miguel OLIVEIRA</b>	POR	Estrella Galicia 0,0	SUTER HONDA	<b>2'18.090</b>	15	15	1.903 0.182	<b>211.2</b>
12	19 <b>Alessandro TONUCCI</b>	ITA	Team Italia FMI	FTR HONDA	<b>2'18.151</b>	4	16	1.964 0.061	<b>211.8</b>
13	27 <b>Niccolò ANTONELLI</b>	ITA	San Carlo Gresini Moto3	FTR HONDA	<b>2'18.238</b>	9	13	2.051 0.087	<b>209.7</b>
14	84 <b>Jakub KORNFEL</b>	CZE	Redox-Ongetta-Centro Seta	FTR HONDA	<b>2'18.422</b>	11	16	2.235 0.184	<b>209.7</b>
15	61 <b>Arthur SISIS</b>	AUS	Red Bull KTM Ajo	KTM	<b>2'18.535</b>	14	15	2.348 0.113	<b>215.5</b>
16	23 <b>Alberto MONCAYO</b>	SPA	Bankia Aspar Team	KALEX KTM	<b>2'18.832</b>	12	16	2.645 0.297	<b>212.5</b>
17	89 <b>Alan TECHER</b>	FRA	Technomag-CIP-TSR	TSR HONDA	<b>2'18.937</b>	4	15	2.750 0.105	<b>210.3</b>
18	31 <b>Niklas AJO</b>	FIN	TT Motion Events Racing	KTM	<b>2'18.978</b>	9	15	2.791 0.041	<b>216.6</b>
19	94 <b>Jonas FOLGER</b>	GER	IodaRacing Project	IODA	<b>2'19.015</b>	6	15	2.828 0.037	<b>204.9</b>
20	26 <b>Adrian MARTIN</b>	SPA	JHK Laglisse	FTR HONDA	<b>2'19.033</b>	8	13	2.846 0.018	<b>213.4</b>
21	99 <b>Danny WEBB</b>	GBR	Mahindra Racing	MAHINDRA	<b>2'19.128</b>	9	15	2.941 0.095	<b>205.2</b>
22	53 <b>Jasper IWEMA</b>	NED	Moto FGR	FGR HONDA	<b>2'19.530</b>	6	15	3.343 0.402	<b>207.1</b>
23	55 <b>Hector FAUBEL</b>	SPA	Bankia Aspar Team	KALEX KTM	<b>2'19.707</b>	5	16	3.520 0.177	<b>211.1</b>
24	8 <b>Jack MILLER</b>	AUS	Caretta Technology	HONDA	<b>2'19.723</b>	4	14	3.536 0.016	<b>211.8</b>
25	15 <b>Simone GROTZKYJ</b>	ITA	Ambrogio Next Racing	SUTER HONDA	<b>2'20.041</b>	10	15	3.854 0.318	<b>207.1</b>
26	41 <b>Brad BINDER</b>	RSA	RW Racing GP	KALEX KTM	<b>2'20.080</b>	6	14	3.893 0.039	<b>211.5</b>
27	9 <b>Toni FINSTERBUSCH</b>	GER	Cresto Guide MZ Racing	HONDA	<b>2'20.240</b>	4	14	4.053 0.160	<b>207.1</b>
28	32 <b>Isaac VIÑALES</b>	SPA	Ongetta-Centro Seta	FTR HONDA	<b>2'20.440</b>	13	15	4.253 0.200	<b>208.3</b>
29	17 <b>John McPHEE</b>	GBR	Racing Steps Foundation KRP	KRP HONDA	<b>2'21.063</b>	5	13	4.876 0.623	<b>207.3</b>
30	51 <b>Kenta FUJII</b>	JPN	Technomag-CIP-TSR	TSR HONDA	<b>2'21.154</b>	4	15	4.967 0.091	<b>211.3</b>
31	3 <b>Luigi MORCIANO</b>	ITA	Ioda Team Italia	IODA	<b>2'21.310</b>	4	15	5.123 0.156	<b>201.3</b>
32	30 <b>Giulian PEDONE</b>	SWI	Ambrogio Next Racing	SUTER HONDA	<b>2'21.428</b>	10	15	5.241 0.118	<b>208.5</b>
33	79 <b>Fraser ROGERS</b>	GBR	Racing Steps Foundation KRP	KRP HONDA	<b>2'21.687</b>	11	11	5.500 0.259	<b>207.9</b>
34	21 <b>Ivan MORENO</b>	SPA	Andalucia JHK Laglisse	FTR HONDA	<b>2'21.744</b>	4	15	5.557 0.057	<b>208.5</b>
35	77 <b>Marcel SCHROTTER</b>	GER	Mahindra Racing	MAHINDRA	<b>2'21.807</b>	4	11	5.620 0.063	<b>203.3</b>

**Practice condition** Dry

Air: 15°  
 Humidity: 69%  
 Ground: 18°

<b>Fastest Lap:</b>	Lap: 11	<b>Maverick VIÑALES</b>	<b>2'16.187</b>	155.962 Km/h
<b>Circuit Record Lap:</b>		<b>New category</b>		
<b>Circuit Best Lap:</b>	2012	<b>Maverick VIÑALES</b>	<b>2'16.187</b>	155.962 Km/h

The results are provisional until the end of the limit for protest and appeals.

Time limit for protest expires 60' after publication of the results - Mr. .... Time: .....

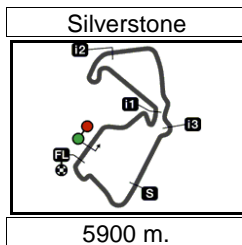
These data/results cannot be reproduced, stored and/or transmitted in whole or in part by any manner of electronic, mechanical, photocopying, recording, broadcasting or otherwise now known or herein after developed without the previous express consent by the copyright owner, except for reproduction in daily press and regular printed publications on sale to the public within 60 days of the event related to those data/results and always provided that copyright symbol appears together as follows below.

© DORNA, 2012

Official MotoGP Timing by **TISSOT**  
 www.motogp.com



**Silverstone, Saturday, June 16, 2012**



Computerised results and timing service provided by **TISSOT**

**Moto3**

**HERTZ BRITISH GRAND PRIX**

**Qualifying Practice**

**Top Speed & Average**

**11**



<i>Rider</i>	<i>Nation</i>	<i>Motorcycle</i>	<i>Top 5 speeds</i>					<i>Average</i>	<i>Top</i>
31 <b>Niklas AJO</b>	<b>FIN</b>	KTM	216.6	212.7	206.7	206.4	204.8	209.4	<b>216.6</b>
39 <b>Luis SALOM</b>	<b>SPA</b>	KALEX KTM	216.5	209.8	208.3	208.1	207.5	210.0	<b>216.5</b>
10 <b>Alexis MASBOU</b>	<b>FRA</b>	HONDA	216.0	210.3	209.6	209.5	204.7	210.0	<b>216.0</b>
61 <b>Arthur SISSIS</b>	<b>AUS</b>	KTM	215.5	212.6	209.4	208.6	208.5	210.9	<b>215.5</b>
96 <b>Louis ROSSI</b>	<b>FRA</b>	FTR HONDA	214.6	209.7	206.9	206.1	205.8	208.6	<b>214.6</b>
63 <b>Zulfahmi KHAIRUDDIN</b>	<b>MAL</b>	KTM	213.6	213.6	211.8	211.5	211.0	212.3	<b>213.6</b>
7 <b>Efren VAZQUEZ</b>	<b>SPA</b>	FTR HONDA	213.5	212.2	211.5	209.4	208.8	211.1	<b>213.5</b>
26 <b>Adrian MARTIN</b>	<b>SPA</b>	FTR HONDA	213.4	209.2	205.4	204.2	204.2	207.3	<b>213.4</b>
5 <b>Romano FENATI</b>	<b>ITA</b>	FTR HONDA	213.2	207.2	206.3	205.7	205.3	207.5	<b>213.2</b>
42 <b>Alex RINS</b>	<b>SPA</b>	SUTER HONDA	212.6	209.2	209.0	206.4	204.9	208.4	<b>212.6</b>
23 <b>Alberto MONCAYO</b>	<b>SPA</b>	KALEX KTM	212.5	210.0	207.9	206.8	206.5	208.8	<b>212.5</b>
52 <b>Danny KENT</b>	<b>GBR</b>	KTM	211.9	211.8	210.0	209.1	208.7	210.3	<b>211.9</b>
8 <b>Jack MILLER</b>	<b>AUS</b>	HONDA	211.8	208.7	206.4	204.9	204.7	207.3	<b>211.8</b>
19 <b>Alessandro TONUCCI</b>	<b>ITA</b>	FTR HONDA	211.8	210.1	208.7	208.5	208.3	209.5	<b>211.8</b>
41 <b>Brad BINDER</b>	<b>RSA</b>	KALEX KTM	211.5	208.2	206.3	205.8	205.5	207.5	<b>211.5</b>
51 <b>Kenta FUJII</b>	<b>JPN</b>	TSR HONDA	211.3	210.8	204.5	203.4	200.7	206.1	<b>211.3</b>
44 <b>Miguel OLIVEIRA</b>	<b>POR</b>	SUTER HONDA	211.2	205.8	204.0	203.2	202.7	205.4	<b>211.2</b>
55 <b>Hector FAUBEL</b>	<b>SPA</b>	KALEX KTM	211.1	205.9	205.0	204.5	203.6	206.0	<b>211.1</b>
89 <b>Alan TECHER</b>	<b>FRA</b>	TSR HONDA	210.3	208.7	208.2	206.0	205.1	207.7	<b>210.3</b>
84 <b>Jakub KORNFEIL</b>	<b>CZE</b>	FTR HONDA	209.7	208.8	208.5	203.8	203.7	206.9	<b>209.7</b>
27 <b>Niccolò ANTONELLI</b>	<b>ITA</b>	FTR HONDA	209.7	209.4	206.4	205.9	203.5	207.0	<b>209.7</b>
25 <b>Maverick VIÑALES</b>	<b>SPA</b>	FTR HONDA	209.7	208.0	206.7	206.2	205.6	207.2	<b>209.7</b>
21 <b>Ivan MORENO</b>	<b>SPA</b>	FTR HONDA	208.5	204.2	202.6	201.3	200.1	203.3	<b>208.5</b>
30 <b>Giulian PEDONE</b>	<b>SWI</b>	SUTER HONDA	208.5	207.9	201.2	201.1	201.0	204.0	<b>208.5</b>
32 <b>Isaac VIÑALES</b>	<b>SPA</b>	FTR HONDA	208.3	208.2	208.0	202.2	201.7	205.7	<b>208.3</b>
79 <b>Fraser ROGERS</b>	<b>GBR</b>	KRP HONDA	207.9	207.2	199.9	199.1	197.5	202.3	<b>207.9</b>
11 <b>Sandro CORTESE</b>	<b>GER</b>	KTM	207.6	207.4	206.9	206.5	205.4	206.8	<b>207.6</b>
17 <b>John McPHEE</b>	<b>GBR</b>	KRP HONDA	207.3	206.6	203.7	201.8	197.5	203.4	<b>207.3</b>
9 <b>Toni FINSTERBUSCH</b>	<b>GER</b>	HONDA	207.1	205.2	204.9	204.4	201.3	204.6	<b>207.1</b>
15 <b>Simone GROTZKYJ</b>	<b>ITA</b>	SUTER HONDA	207.1	203.9	200.9	200.3	198.2	202.1	<b>207.1</b>
53 <b>Jasper IWEMA</b>	<b>NED</b>	FGR HONDA	207.1	206.5	206.5	206.1	205.7	206.4	<b>207.1</b>
99 <b>Danny WEBB</b>	<b>GBR</b>	MAHINDRA	205.2	204.2	203.9	202.4	200.7	203.3	<b>205.2</b>
94 <b>Jonas FOLGER</b>	<b>GER</b>	IODA	204.9	204.3	203.6	199.9	199.1	202.4	<b>204.9</b>
77 <b>Marcel SCHROTTER</b>	<b>GER</b>	MAHINDRA	203.3	201.3	199.8	195.1	193.8	198.6	<b>203.3</b>
3 <b>Luigi MORCIANO</b>	<b>ITA</b>	IODA	201.3	200.7	200.4	200.0	197.7	200.0	<b>201.3</b>

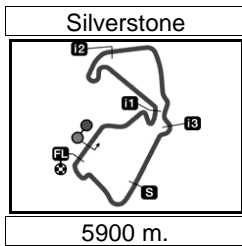
These data/results cannot be reproduced, stored and/or transmitted in whole or in part by any manner of electronic, mechanical, photocopying, recording, broadcasting or otherwise now known or herein after developed without the previous express consent by the copyright owner, except for reproduction in daily press and regular printed publications on sale to the public within 60 days of the event related to those data/results and always provided that copyright symbol appears together as follows below.

© DORNA, 2012

Official MotoGP Timing by **TISSOT**  
www.motogp.com



**Silverstone, Saturday, June 16, 2012**



Computerised results and timing service provided by **TISSOT**

**Moto3**

**HERTZ BRITISH GRAND PRIX**

**Qualifying Practice**

**Chronological Analysis of Performances**

**12**

P Crossing the finish line in pit lane		T1 Time from finish line to 1st intermediate				T2 Time from 1st intermed. to 2nd intermed.				T3 Time from 2nd intermed. to 3rd intermed.				T4 Time from 3rd intermediate to finish line												
Lap	Lap Time	T1	T2	T3	T4	Speed	Lap	Lap Time	T1	T2	T3	T4	Speed	Lap	Lap Time	T1	T2	T3	T4	Speed						
<b>1st</b>	<b>25</b>	<b>Maverick VIÑALES</b>				Blusens Avintia				SPA																
		Runs=3	Total laps=14	Full laps=9																						
1	2'38.323	39.841	41.206	29.435	47.841	200.0	4	2'17.530	30.458	34.889	27.248	44.935	207.4	5	2'36.749	33.708	41.620	32.981	48.440	204.5						
2	2'18.378	30.739	35.252	27.630	44.757	209.7	6	2'17.961	30.675	35.037	27.288	44.961	204.4	7	2'20.584	P	32.054	36.705	27.983	43.842	197.9					
3	2'28.392	39.751	36.100	27.259	45.282	205.6	8	8'46.144	6'42.182	47.680	29.124	47.158	205.4	9	2'32.943	37.667	40.837	29.033	45.406	207.6						
4	2'16.779	30.323	34.907	27.128	44.421	206.7	10	2'17.123	30.524	34.790	27.249	44.560	204.4	11	2'35.790	34.653	44.179	30.183	46.775	199.0						
5	2'31.548	32.284	41.307	29.229	48.728	173.4	12	2'17.447	30.531	34.888	27.272	44.756	204.1	13	2'42.964	30.300	39.376	31.545	1'01.743	162.8						
6	2'17.563	30.318	35.020	27.127	45.098	206.2	14	2'17.579	30.392	34.837	27.129	45.221	200.6													
7	2'20.404	P	31.957	35.383	27.615	45.449	202.0																			
8	6'36.667	4'44.426	36.736	28.970	46.535	197.3																				
9	2'17.207	30.380	35.015	27.217	44.595	204.4																				
10	2'39.623	43.285	43.542	28.289	44.507	205.3																				
11	2'16.187	30.129	34.881	27.207	43.970	208.0																				
12	2'25.422	P	32.744	38.532	28.550	45.596	198.6																			
13	5'01.565	2'46.000	48.425	29.488	57.652	169.8																				
14	2'17.023	30.264	34.834	27.049	44.876	203.4																				
<b>2nd</b>	<b>7</b>	<b>Efren VAZQUEZ</b>				JHK Laglisse				SPA																
		Runs=3	Total laps=12	Full laps=7																						
1	2'38.900	36.366	42.046	32.542	47.946	204.7	5th	52	<b>Danny KENT</b>				Red Bull KTM Ajo				GBR									
2	2'18.481	30.747	35.039	27.966	44.729	213.5			Runs=3	Total laps=14	Full laps=9															
3	2'28.291	35.740	39.822	27.354	45.375	211.5	1	2'46.926	43.817	44.521	29.759	48.829	204.2	2	2'25.377	32.855	39.111	28.428	44.983	210.0						
4	2'16.385	30.459	34.620	27.074	44.232	212.2	3	2'17.834	30.919	35.128	27.230	44.557	211.9	4	2'17.367	30.576	34.728	27.262	44.801	209.1						
5	2'31.975	34.131	39.958	28.979	48.907	193.3	5	2'27.736	31.400	37.305	30.649	48.382	166.8	6	2'17.337	30.695	34.763	27.173	44.706	208.7						
6	2'19.077	P	30.364	35.259	27.467	45.987	201.8	7	2'23.904	P	31.594	35.771	27.565	48.974	204.3	8	7'32.028	5'35.419	43.512	27.966	45.131	211.8				
7	11'12.918	9'08.895	46.814	28.867	48.342	190.0	9	2'19.425	30.525	35.118	27.656	46.126	202.8	10	2'28.317	37.092	37.994	27.803	45.428	205.5						
8	2'40.389	43.411	44.000	28.275	44.703	205.6	11	2'29.043	P	30.799	39.000	31.282	47.962	182.2	12	3'36.086	1'36.761	43.246	29.985	46.094	194.7					
9	2'17.765	30.335	34.999	27.538	44.893	204.8	13	2'42.901	32.643	45.056	29.270	55.932	92.1	14	2'21.233	30.809	35.342	29.312	45.770	202.7						
10	2'23.839	P	31.605	37.367	28.861	46.006	208.8	15	2'21.233	30.809	35.342	29.312	45.770	202.7												
11	5'01.575	2'31.727	53.849	35.716	1'00.283	141.7																				
12	2'17.522	30.749	34.933	27.443	44.397	209.4																				
<b>3rd</b>	<b>10</b>	<b>Alexis MASBOU</b>				Caretta Technology				FRA																
		Runs=2	Total laps=11	Full laps=7																						
1	2'41.754	41.900	38.133	30.266	51.455	199.4	6th	39	<b>Luis SALOM</b>				RW Racing GP				SPA									
2	2'19.502	31.187	35.452	27.754	45.109	209.5			Runs=2	Total laps=15	Full laps=12															
3	2'17.467	30.670	35.351	27.217	44.229	216.0	1	2'33.195	38.544	38.063	29.004	47.584	200.4	2	2'21.922	32.109	35.983	28.015	45.815	216.5						
4	2'17.113	30.618	35.089	26.973	44.433	210.3	3	2'27.787	32.591	40.096	28.239	46.861	207.0	4	2'18.259	30.875	35.034	27.364	44.986	209.8						
5	2'40.743	30.453	46.065	33.234	50.991	164.4	5	2'19.821	31.426	35.647	27.472	45.276	207.5	6	2'29.360	38.800	36.582	27.782	46.196	204.0						
6	2'17.678	30.570	35.293	27.222	44.593	204.7	7	2'23.734	P	31.679	35.589	28.074	48.392	199.8	8	6'33.197	4'41.962	36.382	28.188	46.665	198.3					
7	2'22.338	31.461	36.318	28.419	46.140	200.0	9	2'18.383	31.027	35.266	27.183	44.907	200.0	10	2'35.860	32.865	48.069	29.548	45.378	202.8						
8	2'21.003	P	30.668	35.273	28.066	46.996	188.4	11	2'17.485	31.030	34.780	27.285	44.390	208.3	12	2'34.463	34.933	38.676	28.668	52.186	204.6					
9	9'05.381	6'31.842	59.842	44.224	49.473	167.3	13	2'19.140	31.982	35.033	27.393	44.732	206.2	14	2'35.279	30.488	35.944	28.294	1'00.553	141.5						
10	2'17.043	30.321	34.999	27.406	44.317	209.6	15	2'17.084	30.848	34.619	27.100	44.517	208.1													
11	2'28.913	P	31.717	42.496	28.691	46.009	203.6																			
<b>4th</b>	<b>11</b>	<b>Sandro CORTESE</b>				Red Bull KTM Ajo				GER																
		Runs=2	Total laps=14	Full laps=11																						
1	2'52.330	55.421	37.611	29.251	50.047	202.8	<b>7th</b>	<b>96</b>	<b>Louis ROSSI</b>				Racing Team German				FRA									
2	2'19.177	31.250	35.433	27.626	44.868	206.5			Runs=3	Total laps=15	Full laps=10															
3	2'18.371	30.883	35.242	27.453	44.793	206.9	1	2'39.652	40.207	37.944	32.932	48.569	205.8	2	2'18.838	31.119	35.382	27.506	44.831	209.7						
																3	2'26.848	34.724	39.128	27.712	45.284	206.9				

**Fastest Lap:** Maverick VIÑALES Blusens Avintia SPA **2'16.187** 30.129 34.881 27.207 43.970

These data/results cannot be reproduced, stored and/or transmitted in whole or in part by any manner of electronic, mechanical, photocopying, recording, broadcasting or otherwise now known or herein after developed without the previous express consent by the copyright owner, except for reproduction in daily press and regular printed publications on sale to the public within 60 days of the event related to those data/results and always provided that copyright symbol appears together as follows below.  
© DORNA, 2012



# Qualifying Practice

# Moto3

Lap	Lap Time	T1	T2	T3	T4	Speed	Lap	Lap Time	T1	T2	T3	T4	Speed
4	2'17.539	30.493	34.883	27.410	44.753	214.6	12	2'34.142 P	31.072	39.213	37.124	46.733	196.4
5	2'30.981	30.947	40.438	30.714	48.882	189.8	13	3'03.313	49.228	47.007	30.129	56.949	156.0
6	2'18.295	30.786	35.158	27.465	44.886	204.4	14	2'18.262	30.736	35.057	27.348	45.121	204.0
7	2'19.975	30.947	35.395	27.709	45.924	206.1	<b>11th 44 Miguel OLIVEIRA</b> Estrella Galicia 0,0 POR						
8	2'24.254 P	31.486	36.568	28.583	47.617	198.3	Runs=3 Total laps=15 Full laps=10						
9	6'29.891	4'26.020	44.817	30.857	48.197	174.7	1	2'32.869	40.829	37.043	28.312	46.685	204.0
10	2'35.769	38.528	43.195	28.738	45.308	204.5	2	2'21.270	31.692	35.401	28.113	46.064	211.2
11	2'17.751	30.654	34.794	27.856	44.447	205.1	3	2'19.254	31.205	35.580	27.421	45.048	201.9
12	2'27.320 P	32.593	40.060	28.668	45.999	197.8	4	2'19.200	30.559	35.092	27.722	45.827	198.4
13	3'56.009	1'59.135	37.734	32.589	46.551	195.2	5	2'31.546	33.982	43.011	29.154	45.399	205.8
14	2'22.083	30.844	34.971	27.939	48.329	200.5	6	2'19.231	31.094	35.258	27.540	45.339	203.2
15	2'19.338	30.733	35.094	28.113	45.398	197.9	7	2'19.405	31.075	35.304	27.760	45.266	202.7
<b>8th 63 Zulfahmi KHAIRUD</b> AirAsia-Sic-Ajo MAL							8	2'25.047 P	32.491	36.534	29.114	46.908	199.0
Runs=2 Total laps=15 Full laps=12							9	5'18.724	3'26.364	38.233	28.317	45.810	200.2
1	2'42.599	49.234	38.885	28.823	45.657	206.7	10	2'18.901	30.697	35.085	27.565	45.554	197.8
2	2'20.326	31.218	35.582	28.329	45.197	211.8	11	2'18.182	30.646	34.967	27.587	44.982	201.6
3	2'19.569	31.413	35.556	27.570	45.030	211.5	12	2'22.629 P	31.102	35.485	28.256	47.786	184.8
4	2'18.174	30.849	34.963	27.380	44.982	213.6	13	3'53.532	2'02.207	37.495	28.140	45.690	197.9
5	2'27.040	32.550	37.594	31.381	45.515	206.5	14	2'48.846	34.452	48.313	28.739	57.342	169.2
6	2'19.260	31.057	35.344	27.882	44.977	206.5	15	2'18.090	30.691	34.863	27.440	45.096	202.4
7	2'23.874 P	31.012	37.891	28.243	46.728	204.4	<b>12th 19 Alessandro TONUC</b> Team Italia FMI ITA						
8	8'13.244	6'22.954	36.776	28.604	44.910	207.9	Runs=2 Total laps=16 Full laps=13						
9	2'21.330	30.839	35.254	29.944	45.293	206.7	1	2'39.433	39.310	39.027	32.987	48.109	208.5
10	2'18.606	30.678	35.399	27.911	44.618	208.1	2	2'19.517	31.062	35.773	27.546	45.136	211.8
11	2'18.343	30.607	35.341	27.638	44.757	204.8	3	2'27.253	36.572	38.416	27.312	44.953	208.7
12	2'44.384	32.768	42.941	37.567	51.108	193.8	4	2'18.151	30.804	35.330	27.165	44.852	210.1
13	2'18.364	30.805	35.371	27.761	44.427	213.6	5	2'19.905	30.826	36.117	27.823	45.139	208.3
14	2'17.873	30.566	34.950	27.546	44.811	211.0	6	2'26.216	36.122	36.623	27.834	45.637	202.4
15	2'19.332	30.598	35.542	27.739	45.453	201.1	7	2'23.388	34.514	35.516	27.790	45.568	199.2
<b>9th 5 Romano FENATI</b> Team Italia FMI ITA							8	2'20.404	30.764	35.602	28.083	45.955	198.5
Runs=3 Total laps=16 Full laps=11							9	2'22.045 P	32.569	36.126	28.933	44.417	195.2
1	2'31.838	38.911	37.042	28.693	47.192	205.7	10	5'10.157	3'16.997	38.494	29.470	45.196	204.4
2	2'21.975	31.751	35.563	28.644	46.017	213.2	11	2'19.308	30.937	35.402	27.637	45.332	202.1
3	2'23.629 P	31.541	36.456	28.095	47.537	206.3	12	2'18.897	30.669	35.494	27.618	45.116	201.9
4	2'43.750	56.062	35.360	27.151	45.177	200.3	13	2'49.685	31.223	35.692	33.874	45.896	103.8
5	2'18.375	30.978	35.297	27.283	44.817	204.8	14	2'48.154	38.372	51.421	32.690	45.671	192.5
6	2'18.181	30.680	35.113	27.102	45.286	207.2	15	2'21.210	30.672	35.311	28.173	47.054	199.7
7	2'18.148	30.652	35.135	27.371	44.990	202.5	16	2'21.367	31.101	36.567	28.084	45.615	202.5
8	2'27.881 P	32.740	38.970	28.828	47.343	200.4	<b>13th 27 Niccolò ANTONELLI</b> San Carlo Gresini Mot ITA						
9	6'06.616	4'18.055	36.288	27.385	44.888	204.0	Runs=2 Total laps=13 Full laps=10						
10	2'18.470	30.899	35.163	27.541	44.867	205.3	1	4'54.880	2'20.319	1'10.882	32.014	51.665	176.8
11	2'17.941	30.740	35.110	27.236	44.855	203.8	2	2'20.628	31.741	35.653	27.789	45.445	209.7
12	2'17.904	30.616	35.155	27.108	45.025	202.5	3	2'20.550	31.203	35.681	28.175	45.491	209.4
13	2'18.892	30.669	35.261	27.454	45.508	201.5	4	2'19.608	30.668	35.479	27.897	45.564	205.9
14	2'18.476	30.722	35.662	27.267	44.825	204.4	5	2'27.111	37.943	35.797	27.775	45.596	201.1
15	2'23.400	30.636	35.204	31.174	46.386	201.2	6	2'20.217	30.948	35.206	27.858	46.205	197.4
16	2'18.653	30.886	35.087	27.837	44.843	202.7	7	2'25.073 P	31.897	37.114	28.521	47.541	198.8
<b>10th 42 Alex RINS</b> Estrella Galicia 0,0 SPA							8	8'42.120	6'40.841	46.176	28.328	46.775	178.8
Runs=3 Total laps=14 Full laps=9							9	2'18.238	30.676	35.080	27.580	44.902	206.4
1	2'39.098	41.428	39.001	31.141	47.528	212.6	10	2'24.399	30.671	35.846	28.532	49.350	198.8
2	2'18.224	30.758	34.974	27.346	45.146	209.0	11	2'40.052	30.773	37.818	36.748	54.713	177.9
3	2'28.717	35.323	40.971	27.216	45.207	209.2	12	2'51.844	39.731	48.865	29.275	53.973	127.5
4	2'17.908	30.685	35.285	27.253	44.685	206.4	13	2'21.256	30.881	35.271	29.956	45.148	203.5
5	2'18.724	30.633	35.186	27.864	45.041	204.9	<b>14th 84 Jakub KORNFEIL</b> Redox-Ongetta-Centro CZE						
6	2'19.436	30.647	35.239	27.635	45.915	197.7	Runs=2 Total laps=16 Full laps=13						
7	2'21.375	31.266	36.695	28.219	45.195	202.8	1	2'32.135	37.708	37.904	29.102	47.421	203.8
8	2'26.133 P	31.670	36.216	28.917	49.330	199.0	2	2'25.926	32.127	39.861	28.355	45.583	208.8
9	8'40.309	6'40.106	44.852	28.099	47.252	164.6	3	2'20.208	31.435	35.791	27.858	45.124	209.7
10	2'18.092	30.638	35.080	27.522	44.852	202.4	4	2'27.900	32.277	41.749	28.010	45.864	196.0
11	2'23.790	30.561	36.190	28.138	48.901	175.8							

**Fastest Lap:** Maverick VIÑALES Blusens Avintia SPA 2'16.187 30.129 34.881 27.207 43.970

These data/results cannot be reproduced, stored and/or transmitted in whole or in part by any manner of electronic, mechanical, photocopying, recording, broadcasting or otherwise now known or herein after developed without the previous express consent by the copyright owner, except for reproduction in daily press and regular printed publications on sale to the public within 60 days of the event related to those data/results and always provided that copyright symbol appears together as follows below.  
© DORNA, 2012



# Qualifying Practice

# Moto3

Lap	Lap Time	T1	T2	T3	T4	Speed	Lap	Lap Time	T1	T2	T3	T4	Speed
5	2'19.119	30.997	35.717	27.496	44.909	208.5	12	2'23.095	30.920	37.196	29.481	45.498	204.5
6	2'20.797 P	31.122	35.652	27.526	46.497	203.7	13	2'26.691	33.866	38.877	28.128	45.820	203.6
7	5'09.005	3'14.878	38.650	29.462	46.015	194.6	14	2'23.226	30.810	36.630	29.105	46.681	191.7
8	2'19.484	31.047	35.282	27.926	45.229	196.0	15	2'20.984	30.875	35.595	28.243	46.271	192.4
9	2'19.171	30.852	35.308	27.730	45.281	197.9	<b>18th 31 Niklas AJO</b> TT Motion Events Rac FIN						
10	2'18.953	30.687	35.009	27.723	45.534	196.5	Runs=2 Total laps=15 Full laps=12						
11	2'18.422	30.721	35.147	27.521	45.033	200.1	1	2'32.202	35.734	39.032	29.477	47.959	197.9
12	2'31.979	35.850	40.027	28.716	47.386	193.9	2	2'22.339	32.267	35.720	28.171	46.181	216.6
13	2'19.526	31.016	35.218	27.964	45.328	196.5	3	2'19.986	31.566	35.397	27.948	45.075	212.7
14	2'37.577	30.857	35.361	28.149	1'03.210	130.5	4	2'19.387	31.144	35.330	27.580	45.333	206.7
15	2'19.819	31.292	35.349	27.832	45.346	198.0	5	2'20.379	31.153	35.231	28.059	45.936	199.7
16	2'18.691	30.743	35.054	27.776	45.118	195.7	6	2'20.984	30.895	35.716	28.130	46.243	201.0
<b>15th 61 Arthur SISSIS</b> Red Bull KTM Ajo AUS							7	2'22.391 P	31.823	36.050	28.391	46.127	197.7
Runs=2 Total laps=15 Full laps=12							8	7'51.076	6'00.957	36.387	28.105	45.627	204.8
1	2'39.948	42.438	38.940	31.436	47.134	207.9	9	2'18.978	30.533	35.018	27.765	45.662	203.6
2	2'20.174	31.465	35.627	27.638	45.444	212.6	10	2'19.726	30.819	35.037	27.770	46.100	206.4
3	2'24.138	33.505	37.565	27.683	45.385	208.5	11	2'30.124	33.685	40.068	30.401	45.970	199.3
4	2'18.548	31.000	35.363	27.415	44.770	215.5	12	2'20.726	31.076	35.801	28.114	45.735	201.1
5	2'34.073	40.486	38.506	28.032	47.049	205.1	13	3'00.184	32.641	1'02.885	33.779	50.879	169.9
6	2'20.416 P	30.940	35.845	28.121	45.510	208.6	14	2'23.910	31.430	35.956	28.562	47.962	164.0
7	7'32.959	5'40.515	38.450	28.287	45.707	201.0	15	2'20.294	31.047	35.277	27.931	46.039	197.3
8	2'21.674	32.321	36.362	27.675	45.316	204.8	<b>19th 94 Jonas FOLGER</b> IodaRacing Project GER						
9	2'19.440	30.937	35.172	27.797	45.534	203.9	Runs=2 Total laps=15 Full laps=12						
10	2'19.068	31.251	35.216	27.584	45.017	207.3	1	2'33.752	37.034	38.167	29.303	49.248	199.1
11	2'38.316	30.968	38.177	36.734	52.437	148.0	2	2'22.687	32.259	36.127	28.296	46.005	204.9
12	2'58.199	31.159	1'05.580	31.817	49.643	197.9	3	2'21.123	31.862	36.328	27.644	45.289	204.3
13	2'20.544	31.808	35.874	27.543	45.319	206.8	4	2'20.113	31.365	35.817	27.628	45.303	197.9
14	2'18.535	30.975	35.243	27.497	44.820	209.4	5	2'36.548	37.896	40.178	29.560	48.914	183.4
15	2'18.993	30.877	35.246	27.523	45.347	207.8	6	2'19.015	30.869	35.565	27.429	45.152	199.9
<b>16th 23 Alberto MONCAYO</b> Bankia Aspar Team SPA							7	2'23.501	33.482	36.115	28.277	45.627	195.3
Runs=3 Total laps=16 Full laps=11							8	2'20.602 P	30.752	35.603	28.030	46.217	193.2
1	2'33.370	39.145	38.049	28.907	47.269	199.2	9	6'31.657	4'23.535	37.124	28.684	1'02.314	109.0
2	2'22.789	32.044	36.037	28.526	46.182	212.5	10	2'33.408	37.705	41.420	28.856	45.427	203.6
3	2'20.944	31.888	36.194	27.662	45.200	210.0	11	2'19.759	30.619	35.690	27.870	45.580	194.2
4	2'19.488	31.407	35.358	27.670	45.053	207.9	12	2'32.725	32.709	43.735	29.594	46.687	193.2
5	2'19.823	31.541	35.579	27.672	45.031	205.4	13	2'20.374	30.929	35.599	28.170	45.676	191.6
6	2'19.292	31.020	35.219	27.654	45.399	206.0	14	2'34.516	30.731	37.232	29.603	56.950	131.9
7	2'27.647	32.637	40.109	28.901	46.000	202.1	15	2'19.446	30.873	35.313	27.841	45.419	193.7
8	2'27.915 P	33.362	38.109	28.339	48.105	199.4	<b>20th 26 Adrian MARTIN</b> JHK Laglisse SPA						
9	5'16.127	3'21.286	40.977	28.048	45.816	202.0	Runs=2 Total laps=13 Full laps=10						
10	2'19.269	30.720	35.221	28.073	45.255	206.5	1	2'32.993	36.245	39.514	29.497	47.737	205.4
11	2'18.985	30.937	35.326	27.700	45.022	205.7	2	2'22.246	31.814	36.024	28.019	46.389	209.2
12	2'18.832	30.642	35.547	27.478	45.165	201.2	3	2'20.022	31.720	35.445	27.771	45.086	213.4
13	2'38.436 P	32.608	44.721	29.077	52.030	173.0	4	2'19.366	30.831	35.482	27.698	45.355	204.2
14	3'00.277	58.641	40.394	33.667	47.575	188.2	5	2'25.069 P	31.888	37.612	29.068	46.501	200.7
15	2'20.137	30.999	35.295	27.722	46.121	206.8	6	12'27.180	10'07.510	1'03.420	30.034	46.216	200.9
16	2'20.173	31.365	35.173	28.020	45.615	205.9	7	2'20.447	30.809	35.540	28.294	45.804	204.2
<b>17th 89 Alan TECHER</b> Technomag-CIP-TSR FRA							8	2'19.033	30.806	35.147	27.672	45.408	202.5
Runs=2 Total laps=15 Full laps=12							9	2'19.486	30.587	35.503	27.883	45.513	200.5
1	2'36.719	41.716	38.298	29.421	47.284	195.8	10	3'15.436	32.467	53.573	35.943	1'13.453	78.9
2	2'21.532	31.610	36.051	28.405	45.466	210.3	11	2'23.235	32.589	36.529	28.072	46.045	197.1
3	2'20.659	31.518	35.890	27.925	45.326	208.7	12	2'19.317	30.805	35.221	27.788	45.503	201.6
4	2'18.937	30.920	35.408	27.558	45.051	208.2	13	2'19.470	30.768	35.093	28.023	45.586	200.4
5	2'19.902	31.043	35.542	27.748	45.569	205.1	<b>21st 99 Danny WEBB</b> Mahindra Racing GBR						
6	2'22.981 P	30.919	35.521	28.077	48.464	200.6	Runs=3 Total laps=15 Full laps=10						
7	7'03.240	4'54.106	47.361	34.975	46.798	194.2	1	2'30.666	36.652	37.899	29.176	46.939	200.1
8	2'21.824	31.179	35.636	28.382	46.627	202.0	2	2'21.997	31.685	36.003	28.289	46.020	198.3
9	2'20.240	31.058	35.656	27.973	45.553	196.6	3	2'20.206	31.144	35.482	27.882	45.698	203.9
10	2'19.326	30.791	35.373	27.903	45.259	202.9	4	2'20.345	30.995	35.561	27.636	46.153	205.2
11	2'19.255	30.694	35.336	28.091	45.134	206.0							

**Fastest Lap:** Maverick VIÑALES Blusens Avintia SPA 2'16.187 30.129 34.881 27.207 43.970

These data/results cannot be reproduced, stored and/or transmitted in whole or in part by any manner of electronic, mechanical, photocopying, recording, broadcasting or otherwise now known or herein after developed without the previous express consent by the copyright owner, except for reproduction in daily press and regular printed publications on sale to the public within 60 days of the event related to those data/results and always provided that copyright symbol appears together as follows below.  
© DORNA, 2012



# Qualifying Practice

# Moto3

Lap	Lap Time	T1	T2	T3	T4	Speed	Lap	Lap Time	T1	T2	T3	T4	Speed	
5	<b>2'24.100</b>	31.564	38.862	27.964	45.710	199.7	13	<b>2'30.681</b>	30.651	36.732	29.351	53.947	163.3	
6	<b>2'19.380</b>	31.030	35.578	27.275	45.497	197.5	14	<b>2'20.034</b>	30.846	35.411	27.842	45.935	195.5	
7	2'20.191 P	31.092	35.825	28.170	45.104	194.5	<b>25th 15 Simone GROTZKYJ</b> Ambrogio Next Racing ITA							
		Runs=2		Total laps=15		Full laps=12								
8	6'51.386	4'58.787	36.297	28.874	47.428	192.3	1	2'29.851	35.136	38.390	29.648	46.677	198.2	
9	<b>2'19.128</b>	30.651	35.467	27.630	45.380	199.9	2	<b>2'23.154</b>	31.612	36.484	28.374	46.684	196.9	
10	<b>2'23.963</b>	30.916	35.635	28.131	49.281	193.6	3	<b>2'20.876</b>	31.287	35.780	28.110	45.699	207.1	
11	2'21.314 P	31.900	36.574	28.377	44.463	194.0	4	<b>2'20.273</b>	31.350	35.467	27.569	45.887	203.9	
12	4'11.557	2'13.849	41.480	29.748	46.480	197.3	5	<b>2'22.024</b>	31.294	35.756	28.739	46.235	200.9	
13	<b>2'20.031</b>	31.545	35.705	27.364	45.417	200.7	6	2'23.971 P	31.074	36.048	28.332	48.517	193.0	
14	<b>2'19.184</b>	30.843	35.249	27.458	45.634	202.4	7	7'03.047	5'06.957	38.169	30.138	47.783	189.4	
15	<b>2'19.393</b>	30.854	35.272	27.816	45.451	204.2	8	<b>2'21.544</b>	31.391	36.061	28.213	45.879	194.5	
		Runs=2		Total laps=15		Full laps=12		9	<b>2'24.759</b>	32.969	36.795	28.135	46.860	178.6
<b>22nd 53 Jasper IWEMA</b>		Moto FGR		NED				10	<b>2'20.041</b>	30.884	35.580	27.968	45.609	200.3
1	2'30.912	35.272	38.333	29.291	48.016	199.9	11	<b>2'31.014</b>	31.048	35.913	29.951	54.102	162.7	
2	<b>2'21.700</b>	31.947	35.799	28.550	45.404	206.5	12	<b>2'42.592</b>	37.016	47.628	30.841	47.107	188.5	
3	<b>2'19.976</b>	30.986	35.446	27.922	45.622	204.2	13	<b>2'21.190</b>	31.123	35.773	28.072	46.222	192.6	
4	<b>2'20.813</b>	30.880	35.362	27.964	46.607	205.7	14	<b>2'31.476</b>	31.040	38.940	31.785	49.711	172.7	
5	<b>2'22.552</b>	31.102	37.647	28.013	45.790	206.5	15	<b>2'23.546</b>	31.183	37.191	29.205	45.967	193.3	
6	<b>2'19.530</b>	30.967	35.413	27.584	45.566	203.0	<b>26th 41 Brad BINDER</b> RW Racing GP RSA							
		Runs=2		Total laps=14		Full laps=11								
7	<b>2'28.645</b>	39.258	35.820	27.920	45.647	204.0	1	2'31.528	36.500	38.192	29.403	47.433	202.2	
8	2'25.252 P	32.018	36.317	29.204	47.713	199.3	2	<b>2'21.893</b>	31.566	35.901	28.610	45.816	211.5	
9	7'36.711	5'43.761	37.298	29.302	46.350	198.5	3	<b>2'20.289</b>	31.372	35.400	27.908	45.609	208.2	
10	<b>2'20.158</b>	31.319	35.782	27.961	45.096	207.1	4	<b>2'20.307</b>	30.839	35.698	27.843	45.927	206.3	
11	<b>2'20.287</b>	31.056	35.422	27.806	46.003	206.1	5	<b>2'21.080</b>	31.267	35.621	28.343	45.849	204.1	
12	<b>2'34.164</b>	31.160	44.886	30.905	47.213	197.2	6	<b>2'20.080</b>	30.929	35.583	27.771	45.797	205.8	
13	<b>3'00.283</b>	42.634	55.691	32.010	49.948	172.4	7	<b>2'31.148</b>	40.044	35.966	28.803	46.335	203.0	
14	<b>2'21.883</b>	31.500	35.751	28.237	46.395	198.3	8	2'26.186 P	31.999	37.173	29.987	47.027	196.3	
15	<b>2'19.745</b>	30.948	35.532	27.842	45.423	203.5	9	8'38.131	6'39.086	44.497	28.835	45.713	205.5	
<b>23rd 55 Hector FAUBEL</b>		Bankia Aspar Team		SPA				10	<b>2'20.109</b>	30.970	35.576	28.124	45.439	204.6
		Runs=3		Total laps=16		Full laps=11								
1	2'31.014	36.651	37.961	29.311	47.091	201.6	11	<b>2'55.211</b>	31.691	48.555	44.110	50.855	190.2	
2	<b>2'21.261</b>	31.460	35.932	28.645	45.224	204.5	12	<b>2'28.950</b>	31.257	37.204	30.858	49.631	169.9	
3	<b>2'20.383</b>	30.841	35.663	28.045	45.834	202.1	13	<b>2'23.083</b>	30.809	36.260	29.459	46.555	174.6	
4	<b>2'22.487</b>	32.871	36.591	27.969	45.056	205.9	14	<b>2'20.959</b>	30.794	35.377	28.159	46.629	199.8	
5	<b>2'19.707</b>	30.800	35.436	28.064	45.407	205.0	<b>27th 9 Toni FINSTERBUSCH</b> Cresto Guide MZ Raci GER							
		Runs=2		Total laps=14		Full laps=11								
6	<b>2'22.389</b>	30.557	38.050	28.359	45.423	202.6	1	2'29.727	34.896	38.036	29.294	47.501	193.4	
7	2'19.837 P	31.606	35.724	28.445	44.062	197.4	2	<b>2'23.525</b>	32.049	36.247	28.856	46.373	199.2	
8	4'50.249	2'52.046	38.219	28.506	51.478	193.9	3	<b>2'20.811</b>	31.302	35.608	28.350	45.551	205.2	
9	<b>2'21.919</b>	31.093	35.457	28.248	47.121	198.9	4	<b>2'20.240</b>	30.913	35.808	28.048	45.471	207.1	
10	<b>2'19.916</b>	30.974	35.450	28.105	45.387	200.4	5	<b>2'21.052</b>	31.375	36.008	27.876	45.793	204.4	
11	2'14.596 P	30.637	35.240	27.923	40.796	203.5	6	<b>2'20.486</b>	30.975	35.725	28.000	45.786	201.3	
12	3'40.298	1'51.316	35.987	28.032	44.963	200.8	7	2'25.315 P	32.871	36.422	28.205	47.817	196.0	
13	<b>2'40.681</b>	30.536	44.456	38.968	46.721	203.6	8	10'06.304	8'13.315	37.765	28.397	46.827	195.5	
14	<b>2'19.356</b>	30.716	35.498	27.708	45.434	200.0	9	<b>2'21.406</b>	31.448	35.946	27.991	46.021	196.9	
15	<b>2'18.158</b>	30.628	35.099	27.602	44.829	211.1	10	<b>2'21.693</b>	31.543	36.104	27.975	46.071	197.2	
16	<b>2'20.435</b>	30.909	35.524	28.348	45.654	201.5	11	<b>2'30.417</b>	31.302	39.850	29.449	49.816	164.9	
<b>24th 8 Jack MILLER</b>		Caretta Technology		AUS				12	<b>2'58.232</b>	31.920	58.803	36.728	50.781	150.6
		Runs=2		Total laps=14		Full laps=11								
1	2'30.122	34.849	39.538	29.060	46.675	201.2	13	<b>2'22.359</b>	31.579	36.165	28.119	46.496	187.6	
2	<b>2'24.223</b>	32.314	36.304	29.051	46.554	211.8	14	<b>2'21.599</b>	31.291	36.198	28.557	45.553	204.9	
3	<b>2'20.832</b>	31.626	35.453	28.276	45.477	208.7	<b>28th 32 Isaac VIÑALES</b> Ongetta-Centro Seta SPA							
		Runs=3		Total laps=15		Full laps=10								
4	<b>2'19.723</b>	31.344	35.665	27.563	45.151	206.4	1	2'30.319	35.247	38.542	29.236	47.294	197.8	
5	<b>2'19.843</b>	30.926	35.419	27.920	45.578	201.7	2	<b>2'23.345</b>	31.749	36.276	29.126	46.194	208.3	
6	<b>2'20.154</b>	30.920	35.574	27.908	45.752	201.1	3	<b>2'21.023</b>	31.400	35.772	28.008	45.843	208.2	
7	<b>2'29.046</b>	36.307	38.902	27.869	45.968	198.5	4	<b>2'21.834</b>	31.594	35.996	28.111	46.133	208.0	
8	2'32.172 P	32.723	43.860	28.521	47.068	192.5	5	2'27.674 P	31.368	37.755	28.173	50.378	202.2	
9	9'07.016	6'31.767	59.112	46.840	49.297	165.0	6	6'03.435	4'09.030	39.372	28.686	46.347	196.0	
10	<b>2'18.701</b>	30.626	35.414	27.725	44.936	204.7	<b>Fastest Lap:</b> Maverick VIÑALES Blusens Avintia SPA <b>2'16.187</b> 30.129 34.881 27.207 43.970							
11	<b>2'25.414</b>	32.584	38.364	28.913	45.553	204.9	These data/results cannot be reproduced, stored and/or transmitted in whole or in part by any manner of electronic, mechanical, photocopying, recording, broadcasting or otherwise now known or herein after developed without the previous express consent by the copyright owner, except for reproduction in daily press and regular printed publications on sale to the public within 60 days of the event related to those data/results and always provided that copyright symbol appears together as follows below.							
12	<b>2'26.619</b>	30.990	35.741	33.139	46.749	199.9	© DORNA, 2012							

Official MotoGP Timing by TISSOT  
www.motogp.com



# Qualifying Practice

# Moto3

Lap	Lap Time	T1	T2	T3	T4	Speed	Lap	Lap Time	T1	T2	T3	T4	Speed		
							<b>32nd</b>	<b>30</b>	<b>Giulian PEDONE</b>				Ambrogio Next Racing SWI		
									Runs=2	Total laps=15	Full laps=11				
7	2'21.664	31.264	35.723	28.320	46.357	197.1	1	2'31.421	34.144	38.567	29.889	48.821	198.5		
8	2'28.011 P	31.161	35.914	28.211	52.725	191.6	2	2'23.991	32.335	37.197	28.228	46.231	208.5		
9	4'28.797	2'26.279	44.437	29.681	48.400	190.0	3	2'24.129	32.752	37.134	28.297	45.946	207.9		
10	2'20.888	30.968	35.927	28.060	45.933	201.7	4	2'23.718	31.739	36.643	28.821	46.515	201.0		
11	2'21.044	30.929	35.635	27.883	46.597	194.9	5	2'22.762	31.748	36.623	28.143	46.248	199.3		
12	2'37.392	31.037	40.874	37.643	47.838	194.9	6	2'22.493	31.370	36.746	28.091	46.286	196.7		
13	2'20.440	31.112	35.690	27.974	45.664	200.4	7	2'22.387	31.318	36.435	28.361	46.273	197.3		
14	2'20.454	31.114	35.467	28.212	45.661	198.5	8	2'41.754 P	40.973	39.840	31.293	49.648	186.2		
15	2'19.677	30.905	35.210	27.924	45.638	196.6	9	7'15.011	5'22.036	37.678	28.784	46.513	201.1		
							10	2'21.428	31.478	36.204	28.051	45.695	199.7		
							11	2'39.138	31.374	37.412	30.787	59.565	188.1		
							12	2'55.055	31.985	44.938	36.917	1'01.215	184.3		
							13	2'21.647	31.675	36.491	27.676	45.805	201.0		
							14	2'21.740	31.278	36.068	28.582	45.812	201.2		
							15	2'38.231 P	31.161	36.068	30.820	1'00.182	153.8		
							<b>29th</b>	<b>17</b>	<b>John McPHEE</b>				Racing Steps Foundat GBR		
									Runs=3	Total laps=13	Full laps=8				
1	2'30.566	35.631	37.953	29.121	47.861	197.2	1	2'31.989	35.322	38.674	29.849	48.144	199.9		
2	2'24.232	32.110	36.682	28.844	46.596	207.3	2	2'23.894	32.088	37.075	28.440	46.291	207.9		
3	2'24.108 P	32.380	35.749	27.995	47.984	206.6	3	2'22.124	32.164	36.643	27.923	45.394	207.2		
4	5'05.739	3'03.282	40.699	29.899	51.859	165.6	4	2'31.907	32.131	39.450	33.631	46.695	197.5		
5	2'21.063	31.172	35.839	28.036	46.016	197.5	5	2'26.072	31.690	36.629	28.982	48.771	195.8		
6	2'21.629	31.276	36.079	28.080	46.194	193.0	6	2'21.984	31.513	35.490	28.303	46.678	196.9		
7	3'24.467	32.387	46.376	48.880	1'16.824	91.3	7	2'21.933	31.131	35.728	28.631	46.443	193.2		
8	2'30.208 P	33.448	37.062	29.377	50.321	190.4	8	2'22.276	31.167	35.986	28.993	46.130	196.0		
9	7'34.592	5'28.520	44.757	29.479	51.836	174.6	9	2'30.223 P	32.533	37.716	30.969	49.005	176.0		
10	2'30.877	37.547	38.396	29.013	45.921	201.8	10	7'16.142	5'20.892	37.829	28.958	48.463	175.0		
11	2'25.577	31.082	35.514	28.288	50.693	147.1	11	2'21.687	31.118	36.047	28.414	46.108	199.1		
12	2'31.534	30.733	37.763	29.579	53.459	149.2	unfinished		31.134						
13	2'20.162	31.326	35.540	27.701	45.595	203.7									
							<b>30th</b>	<b>51</b>	<b>Kenta FUJII</b>				Technomag-CIP-TSR JPN		
									Runs=2	Total laps=15	Full laps=12				
1	2'32.637	37.911	37.870	29.213	47.643	203.4									
2	2'23.720	32.568	36.518	28.518	46.116	211.3									
3	2'23.002	32.148	36.444	28.031	46.379	210.8									
4	2'21.154	31.354	35.849	28.164	45.787	204.5									
5	2'23.163	31.468	36.190	29.308	46.197	200.2									
6	2'22.900	32.284	36.006	28.347	46.263	200.7									
7	2'25.492 P	32.397	36.609	28.879	47.607	182.8									
8	7'18.212	5'19.130	42.279	28.915	47.888	195.7									
9	2'23.397	31.744	36.484	28.510	46.659	190.6									
10	2'23.323	31.679	36.434	28.622	46.588	198.7									
11	2'22.897	31.457	36.204	28.687	46.549	197.4									
12	2'28.377	33.135	37.597	30.487	47.158	199.1									
13	2'25.271	32.152	36.969	29.472	46.678	198.0									
14	2'23.273	31.744	36.507	28.601	46.421	198.3									
15	2'23.475	31.867	36.077	29.130	46.401	200.4									
							<b>31st</b>	<b>3</b>	<b>Luigi MORCIANO</b>				Ioda Team Italia ITA		
									Runs=2	Total laps=15	Full laps=12				
1	2'33.683	37.616	38.846	29.381	47.840	197.7									
2	2'23.562	32.177	36.819	28.102	46.464	200.4									
3	2'22.505	31.791	36.677	27.984	46.053	200.7									
4	2'21.310	31.370	36.137	27.820	45.983	197.2									
5	2'22.512 P	31.954	36.356	28.427	45.775	196.2									
6	7'01.781	5'08.519	37.498	29.099	46.665	188.6									
7	2'29.826	31.373	36.332	28.432	53.689	188.4									
8	2'39.437	34.750	49.393	28.957	46.337	193.1									
9	2'22.259	31.246	36.293	28.131	46.589	189.5									
10	2'27.803	35.520	37.661	28.280	46.342	197.7									
11	2'21.945	31.328	36.642	28.069	45.906	201.3									
12	2'22.678	31.307	36.337	28.681	46.353	190.1									
13	2'23.542	31.329	36.545	29.347	46.321	200.0									
14	2'22.721	31.271	36.574	28.508	46.368	186.8									
15	2'22.785	31.343	36.375	28.254	46.813	184.1									
							<b>35th</b>	<b>77</b>	<b>Marcel SCHROTTE</b>				Mahindra Racing GER		
									Runs=2	Total laps=11	Full laps=8				
1	2'29.310	34.542	37.638	29.469	47.661	186.3									
2	2'24.720	31.922	36.494	28.715	47.589	199.8									
3	2'22.694	31.714	36.499	28.151	46.330	201.3									
4	2'21.807	31.683	36.313	27.882	45.929	203.3									
5	2'26.589	31.705	37.300	29.673	47.911	176.4									
6	2'26.510 P	31.834	38.285	29.382	47.009	195.1									
7	16'51.736	14'54.274	38.547	30.052	48.863	181.5									
8	2'26.226	31.575	36.314	29.059	49.278	187.2									
9	2'23.414	31.596	36.361	28.762	46.695	193.8									

**Fastest Lap:** Maverick VIÑALES Blusens Avintia SPA 2'16.187 30.129 34.881 27.207 43.970

These data/results cannot be reproduced, stored and/or transmitted in whole or in part by any manner of electronic, mechanical, photocopying, recording, broadcasting or otherwise now known or herein after developed without the previous express consent by the copyright owner, except for reproduction in daily press and regular printed publications on sale to the public within 60 days of the event related to those data/results and always provided that copyright symbol appears together as follows below.  
© DORNA, 2012



# Qualifying Practice

Moto3

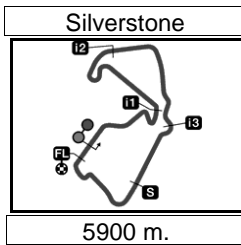
Lap	Lap Time	T1	T2	T3	T4	Speed	Lap	Lap Time	T1	T2	T3	T4	Speed
10	<b>2'22.232</b>	31.273	36.236	28.367	46.356	189.6							
11	<b>2'24.608</b>	32.118	36.811	29.008	46.671	190.4							

<b>Fastest Lap:</b>	Maverick VIÑALES	Blusens Avintia	SPA	<b>2'16.187</b>	30.129	34.881	27.207	43.970
---------------------	------------------	-----------------	-----	-----------------	--------	--------	--------	--------

These data/results cannot be reproduced, stored and/or transmitted in whole or in part by any manner of electronic, mechanical, photocopying, recording, broadcasting or otherwise now known or herein after developed without the previous express consent by the copyright owner, except for reproduction in daily press and regular printed publications on sale to the public within 60 days of the event related to those data/results and always provided that copyright symbol appears together as follows below.  
 © DORNA, 2012







Computerised results and timing service provided by **TISSOT**

# Moto3

## HERTZ BRITISH GRAND PRIX Provisional Starting Grid

Race : 17 laps = 100.3 km



1	<b>1</b> 2'16.187 <b>25 Maverick VIÑALES</b> FTR Honda	<b>2</b> 2'16.385 <b>7 Efen VAZQUEZ</b> FTR Honda	<b>3</b> 2'17.043 <b>10 Alexis MASBOU</b> Honda
2	<b>4</b> 2'17.123 <b>11 Sandro CORTESE</b> KTM	<b>5</b> 2'17.337 <b>52 Danny KENT</b> KTM	<b>6</b> 2'17.485 <b>39 Luis SALOM</b> Kalex KTM
3	<b>7</b> 2'17.539 <b>96 Louis ROSSI</b> FTR Honda	<b>8</b> 2'17.873 <b>63 Zulfahmi KHAIRUDDIN</b> KTM	<b>9</b> 2'17.904 <b>5 Romano FENATI</b> FTR Honda
4	<b>10</b> 2'17.908 <b>42 Alex RINS</b> Suter Honda	<b>11</b> 2'18.090 <b>44 Miguel OLIVEIRA</b> Suter Honda	<b>12</b> 2'18.151 <b>19 Alessandro TONUCCI</b> FTR Honda
5	<b>13</b> 2'18.238 <b>27 Niccolò ANTONELLI</b> FTR Honda	<b>14</b> 2'18.422 <b>84 Jakub KORNFEIL</b> FTR Honda	<b>15</b> 2'18.535 <b>61 Arthur SISSIS</b> KTM
6	<b>16</b> 2'18.832 <b>23 Alberto MONCAYO</b> Kalex KTM	<b>17</b> 2'18.937 <b>89 Alan TECHER</b> TSR Honda	<b>18</b> 2'18.978 <b>31 Niklas AJO</b> KTM
7	<b>19</b> 2'19.015 <b>94 Jonas FOLGER</b> loda	<b>20</b> 2'19.033 <b>26 Adrian MARTIN</b> FTR Honda	<b>21</b> 2'19.128 <b>99 Danny WEBB</b> Mahindra

The results are provisional until the end of the limit for protest and appeals and until the ratification of the Event Management Committee.

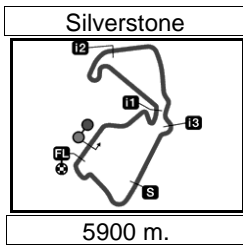
Time limit for protest expires 60' at the latest after publication of the results - Mr. .... Time: .....

These data/results cannot be reproduced, stored and/or transmitted in whole or in part by any manner of electronic, mechanical, photocopying, recording, broadcasting or otherwise now known or herein after developed without the previous express consent of the copyright owner, except for reproduction in daily press and regular printed publications on sale to the public within 60 days of the event related to those data/results and always provided that copyright symbol appears together as follows below.

© DORNA, 2012

Official MotoGP Timing by **TISSOT**  
www.motogp.com





Computerised results and timing service provided by **TISSOT**

**Moto3**

**HERTZ BRITISH GRAND PRIX  
Provisional Starting Grid**

Race : 17 laps = 100.3 km

8	<b>22</b> 2'19.530 <b>53 Jasper IWEMA</b> FGR Honda	<b>23</b> 2'19.707 <b>55 Hector FAUBEL</b> Kalex KTM	<b>24</b> 2'19.723 <b>8 Jack MILLER</b> Honda
9	<b>25</b> 2'20.041 <b>15 Simone GROTZKYJ</b> Suter Honda	<b>26</b> 2'20.080 <b>41 Brad BINDER</b> Kalex KTM	<b>27</b> 2'20.240 <b>9 Toni FINSTERBUSCH</b> Honda
10	<b>28</b> 2'20.440 <b>32 Isaac VIÑALES</b> FTR Honda	<b>29</b> 2'21.063 <b>17 John McPHEE</b> KRP Honda	<b>30</b> 2'21.154 <b>51 Kenta FUJII</b> TSR Honda
11	<b>31</b> 2'21.310 <b>3 Luigi MORCIANO</b> Ioda	<b>32</b> 2'21.428 <b>30 Giulian PEDONE</b> Suter Honda	<b>33</b> 2'21.687 <b>79 Fraser ROGERS</b> KRP Honda
12	<b>34</b> 2'21.744 <b>21 Ivan MORENO</b> FTR Honda	<b>35</b> 2'21.807 <b>77 Marcel SCHROTTER</b> Mahindra	

The results are provisional until the end of the limit for protest and appeals and until the ratification of the Event Management Committee.

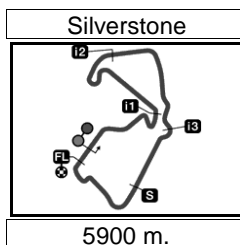
Time limit for protest expires 60' at the latest after publication of the results - Mr. .... Time: .....

These data/results cannot be reproduced, stored and/or transmitted in whole or in part by any manner of electronic, mechanical, photocopying, recording, broadcasting or otherwise now known or herein after developed without the previous express consent of the copyright owner, except for reproduction in daily press and regular printed publications on sale to the public within 60 days of the event related to those data/results and always provided that copyright symbol appears together as follows below.

© DORNA, 2012

Official MotoGP Timing by **TISSOT**  
www.motogp.com





Computerised results and timing service provided by **TISSOT**

# Moto3

## HERTZ BRITISH GRAND PRIX

After the Qualifying Practice  
Event Best Maximum Speed



<i>Rider</i>	<i>Nation Team</i>	<i>Motorcycle</i>	<i>Km/h</i>	
31 <b>Niklas AJO</b>	FIN TT Motion Events Racing	KTM	<b>216.6</b>	Qualifying Practice
39 <b>Luis SALOM</b>	SPA RW Racing GP	KALEX KTM	<b>216.5</b>	Qualifying Practice
10 <b>Alexis MASBOU</b>	FRA Caretta Technology	HONDA	<b>216.0</b>	Qualifying Practice
61 <b>Arthur SISSIS</b>	AUS Red Bull KTM Ajo	KTM	<b>215.5</b>	Qualifying Practice
96 <b>Louis ROSSI</b>	FRA Racing Team Germany	FTR HONDA	<b>214.6</b>	Qualifying Practice
63 <b>Zulfahmi KHAIRUDDIN</b>	MAL AirAsia-Sic-Ajo	KTM	<b>213.6</b>	Qualifying Practice
7 <b>Efren VAZQUEZ</b>	SPA JHK Laglisse	FTR HONDA	<b>213.5</b>	Qualifying Practice
26 <b>Adrian MARTIN</b>	SPA JHK Laglisse	FTR HONDA	<b>213.4</b>	Qualifying Practice
5 <b>Romano FENATI</b>	ITA Team Italia FMI	FTR HONDA	<b>213.2</b>	Qualifying Practice
42 <b>Alex RINS</b>	SPA Estrella Galicia 0,0	SUTER HONDA	<b>212.6</b>	Qualifying Practice
23 <b>Alberto MONCAYO</b>	SPA Bankia Aspar Team	KALEX KTM	<b>212.5</b>	Qualifying Practice
52 <b>Danny KENT</b>	GBR Red Bull KTM Ajo	KTM	<b>211.9</b>	Qualifying Practice
19 <b>Alessandro TONUCCI</b>	ITA Team Italia FMI	FTR HONDA	<b>211.8</b>	Qualifying Practice
8 <b>Jack MILLER</b>	AUS Caretta Technology	HONDA	<b>211.8</b>	Qualifying Practice
41 <b>Brad BINDER</b>	RSA RW Racing GP	KALEX KTM	<b>211.5</b>	Qualifying Practice
44 <b>Miguel OLIVEIRA</b>	POR Estrella Galicia 0,0	SUTER HONDA	<b>211.4</b>	Free Practice Nr. 3
51 <b>Kenta FUJII</b>	JPN Technomag-CIP-TSR	TSR HONDA	<b>211.3</b>	Qualifying Practice
55 <b>Hector FAUBEL</b>	SPA Bankia Aspar Team	KALEX KTM	<b>211.1</b>	Qualifying Practice
25 <b>Maverick VIÑALES</b>	SPA Blusens Avintia	FTR HONDA	<b>211.1</b>	Free Practice Nr. 3
15 <b>Simone GROTZKYJ</b>	ITA Ambrogio Next Racing	SUTER HONDA	<b>210.6</b>	Free Practice Nr. 3
89 <b>Alan TECHER</b>	FRA Technomag-CIP-TSR	TSR HONDA	<b>210.3</b>	Qualifying Practice
84 <b>Jakub KORNFEL</b>	CZE Redox-Ongetta-Centro Seta	FTR HONDA	<b>209.7</b>	Qualifying Practice
27 <b>Niccolò ANTONELLI</b>	ITA San Carlo Gresini Moto3	FTR HONDA	<b>209.7</b>	Qualifying Practice
30 <b>Giulian PEDONE</b>	SWI Ambrogio Next Racing	SUTER HONDA	<b>208.5</b>	Qualifying Practice
21 <b>Ivan MORENO</b>	SPA Andalucia JHK Laglisse	FTR HONDA	<b>208.5</b>	Qualifying Practice
32 <b>Isaac VIÑALES</b>	SPA Ongetta-Centro Seta	FTR HONDA	<b>208.3</b>	Qualifying Practice
79 <b>Fraser ROGERS</b>	GBR Racing Steps Foundation KRP	KRP HONDA	<b>207.9</b>	Qualifying Practice
11 <b>Sandro CORTESE</b>	GER Red Bull KTM Ajo	KTM	<b>207.7</b>	Free Practice Nr. 3
17 <b>John McPHEE</b>	GBR Racing Steps Foundation KRP	KRP HONDA	<b>207.3</b>	Qualifying Practice
53 <b>Jasper IWEMA</b>	NED Moto FGR	FGR HONDA	<b>207.1</b>	Qualifying Practice
9 <b>Toni FINSTERBUSCH</b>	GER Cresto Guide MZ Racing	HONDA	<b>207.1</b>	Qualifying Practice
99 <b>Danny WEBB</b>	GBR Mahindra Racing	MAHINDRA	<b>205.2</b>	Qualifying Practice
94 <b>Jonas FOLGER</b>	GER IodaRacing Project	IODA	<b>204.9</b>	Qualifying Practice
77 <b>Marcel SCHROTTER</b>	GER Mahindra Racing	MAHINDRA	<b>203.3</b>	Qualifying Practice
3 <b>Luigi MORCIANO</b>	ITA Ioda Team Italia	IODA	<b>201.3</b>	Qualifying Practice

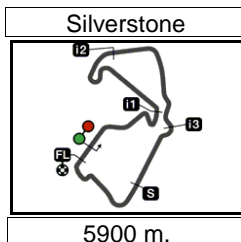
These data/results cannot be reproduced, stored and/or transmitted in whole or in part by any manner of electronic, mechanical, photocopying, recording, broadcasting or otherwise now known or herein after developed without the previous express consent by the copyright owner, except for reproduction in daily press and regular printed publications on sale to the public within 60 days of the event related to those data/results and always provided that copyright symbol appears together as follows below.

© DORNA, 2012

Official MotoGP Timing by **TISSOT**  
www.motogp.com



**Silverstone, Saturday, June 16, 2012**



Computerised results and timing service provided by **TISSOT**

# Moto3

## HERTZ BRITISH GRAND PRIX Qualifying Practice Best Partial Times

*IT* Ideal Lap Time, sum of the best partial times

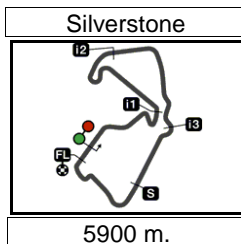
*BT* Best Lap Time

T1		T2		T3		T4				IT	BT	
Pos	Rider	Time	Rider	Time	Rider	Time	Rider	Time	Pos	Rider	IT	BT
	1M.VIÑALES	30.129	L.SALOM	34.619	A.MASBOU	26.973	M.VIÑALES	43.970	1	<b>M.VIÑALES</b>	2'15.982	2'16.187 (1)
	<b>2S.CORTESE</b>	<b>30.300</b>	<b>E.VAZQUEZ</b>	<b>34.620</b>	<b>M.VIÑALES</b>	<b>27.049</b>	<b>A.MASBOU</b>	<b>44.229</b>	2	<b>E.VAZQUEZ</b>	2'16.261	2'16.385 (2)
	3A.MASBOU	30.321	D.KENT	34.728	E.VAZQUEZ	27.074	E.VAZQUEZ	44.232	3	<b>A.MASBOU</b>	2'16.522	2'17.043 (3)
	<b>4E.VAZQUEZ</b>	<b>30.335</b>	<b>S.CORTESE</b>	<b>34.790</b>	<b>L.SALOM</b>	<b>27.100</b>	<b>L.SALOM</b>	<b>44.390</b>	4	<b>L.SALOM</b>	2'16.597	2'17.485 (6)
	5L.SALOM	30.488	L.ROSSI	34.794	R.FENATI	27.102	Z.KHAIRUDDIN	44.427	5	<b>S.CORTESE</b>	2'16.779	2'17.123 (4)
	<b>6L.ROSSI</b>	<b>30.493</b>	<b>M.VIÑALES</b>	<b>34.834</b>	<b>S.CORTESE</b>	<b>27.129</b>	<b>L.ROSSI</b>	<b>44.447</b>	6	<b>D.KENT</b>	2'16.983	2'17.337 (5)
	7D.KENT	30.525	M.OLIVEIRA	34.863	A.TONUCCI	27.165	D.KENT	44.557	7	<b>L.ROSSI</b>	2'17.144	2'17.539 (7)
	<b>8N.AJO</b>	<b>30.533</b>	<b>Z.KHAIRUDDIN</b>	<b>34.950</b>	<b>D.KENT</b>	<b>27.173</b>	<b>S.CORTESE</b>	<b>44.560</b>	8	<b>Z.KHAIRUDDIN</b>	2'17.323	2'17.873 (8)
	9H.FAUBEL	30.536	A.RINS	34.974	A.RINS	27.216	A.RINS	44.685	9	<b>A.RINS</b>	2'17.436	2'17.908 (10)
	<b>10M.OLIVEIRA</b>	<b>30.559</b>	<b>A.MASBOU</b>	<b>34.999</b>	<b>D.WEBB</b>	<b>27.275</b>	<b>A.SISSIS</b>	<b>44.770</b>	10	<b>R.FENATI</b>	2'17.622	2'17.904 (9)
	11A.RINS	30.561	J.KORNFEIL	35.009	Z.KHAIRUDDIN	27.380	R.FENATI	44.817	11	<b>M.OLIVEIRA</b>	2'17.825	2'18.090 (11)
	<b>12Z.KHAIRUDDIN</b>	<b>30.566</b>	<b>N.AJO</b>	<b>35.018</b>	<b>L.ROSSI</b>	<b>27.410</b>	<b>A.TONUCCI</b>	<b>44.852</b>	12	<b>A.TONUCCI</b>	2'17.997	2'18.151 (12)
	13A.MARTIN	30.587	N.ANTONELLI	35.080	A.SISSIS	27.415	N.ANTONELLI	44.902	13	<b>J.KORNFEIL</b>	2'18.101	2'18.422 (14)
	<b>14R.FENATI</b>	<b>30.616</b>	<b>R.FENATI</b>	<b>35.087</b>	<b>M.OLIVEIRA</b>	<b>27.421</b>	<b>J.KORNFEIL</b>	<b>44.909</b>	14	<b>N.AJO</b>	2'18.206	2'18.978 (18)
	15J.FOLGER	30.619	A.MARTIN	35.093	J.FOLGER	27.429	M.OLIVEIRA	44.982	15	<b>N.ANTONELLI</b>	2'18.230	2'18.238 (13)
	<b>16J.MILLER</b>	<b>30.626</b>	<b>H.FAUBEL</b>	<b>35.099</b>	<b>A.MONCAYO</b>	<b>27.478</b>	<b>A.MONCAYO</b>	<b>45.022</b>	16	<b>A.SISSIS</b>	2'18.234	2'18.535 (15)
	17A.MONCAYO	30.642	A.SISSIS	35.172	J.KORNFEIL	27.496	A.TECHER	45.051	17	<b>H.FAUBEL</b>	2'18.293	2'19.707 (23)
	<b>18D.WEBB</b>	<b>30.651</b>	<b>A.MONCAYO</b>	<b>35.173</b>	<b>A.TECHER</b>	<b>27.558</b>	<b>H.FAUBEL</b>	<b>45.056</b>	18	<b>A.MONCAYO</b>	2'18.315	2'18.832 (16)
	19N.ANTONELLI	30.668	I.VIÑALES	35.210	J.MILLER	27.563	N.AJO	45.075	19	<b>A.MARTIN</b>	2'18.438	2'19.033 (20)
	<b>20A.TONUCCI</b>	<b>30.669</b>	<b>D.WEBB</b>	<b>35.249</b>	<b>S.GROTZKYJ</b>	<b>27.569</b>	<b>A.MARTIN</b>	<b>45.086</b>	20	<b>J.FOLGER</b>	2'18.513	2'19.015 (19)
	21J.KORNFEIL	30.687	A.TONUCCI	35.311	N.ANTONELLI	27.580	J.IWEMA	45.096	21	<b>D.WEBB</b>	2'18.555	2'19.128 (21)
	<b>22A.TECHER</b>	<b>30.694</b>	<b>J.FOLGER</b>	<b>35.313</b>	<b>N.AJO</b>	<b>27.580</b>	<b>J.MILLER</b>	<b>45.151</b>	22	<b>A.TECHER</b>	2'18.639	2'18.937 (17)
	23J.McPHEE	30.733	A.TECHER	35.336	J.IWEMA	27.584	J.FOLGER	45.152	23	<b>J.MILLER</b>	2'18.751	2'19.723 (24)
	<b>24B.BINDER</b>	<b>30.794</b>	<b>J.IWEMA</b>	<b>35.362</b>	<b>H.FAUBEL</b>	<b>27.602</b>	<b>D.WEBB</b>	<b>45.380</b>	24	<b>J.IWEMA</b>	2'18.922	2'19.530 (22)

These data/results cannot be reproduced, stored and/or transmitted in whole or in part by any manner of electronic, mechanical, photocopying, recording, broadcasting or otherwise now known or herein after developed without the previous express consent by the copyright owner, except for reproduction in daily press and regular printed publications on sale to the public within 60 days of the event related to those data/results and always provided that copyright symbol appears together as follows below.  
© DORNA, 2012

Official MotoGP Timing by **TISSOT**  
www.motogp.com





Computerised results and timing service provided by **TISSOT**

# Moto3

## HERTZ BRITISH GRAND PRIX Qualifying Practice Best Partial Times

*IT* Ideal Lap Time, sum of the best partial times

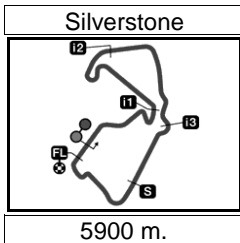
*BT* Best Lap Time

<b>T1</b>		<b>T2</b>		<b>T3</b>		<b>T4</b>				<b>IT</b>	<b>BT</b>	
<i>Pos</i>	<i>Rider</i>	<i>Time</i>	<i>Rider</i>	<i>Time</i>	<i>Rider</i>	<i>Time</i>	<i>Rider</i>	<i>Time</i>	<i>Pos</i>	<i>Rider</i>		
25A.	SISSIS	30.877	B.BINDER	35.377	A.MARTIN	27.672	F.ROGERS	45.394	25	<b>B.BINDER</b>	2'19.381	2'20.080 (26)
26J.	IWEMA	<b>30.880</b>	<b>J.MILLER</b>	<b>35.411</b>	<b>G.PEDONE</b>	<b>27.676</b>	<b>B.BINDER</b>	<b>45.439</b>	26	<b>S.GROTZKYJ</b>	2'19.529	2'20.041 (25)
27S.	GROTZKYJ	30.884	S.GROTZKYJ	35.467	J.McPHEE	27.701	T.FINSTERBUSC	45.471	27	<b>I.VIÑALES</b>	2'19.659	2'20.440 (28)
28I.	VIÑALES	<b>30.905</b>	<b>F.ROGERS</b>	<b>35.490</b>	<b>B.BINDER</b>	<b>27.771</b>	<b>S.GROTZKYJ</b>	<b>45.609</b>	28	<b>T.FINSTERBU</b>	2'19.868	2'20.240 (27)
29T.	FINSTERBUSC	30.913	J.McPHEE	35.514	L.MORCIANO	27.820	I.VIÑALES	45.661	29	<b>J.McPHEE</b>	2'19.869	2'21.063 (29)
30F.	ROGERS	<b>31.118</b>	<b>T.FINSTERBUSC</b>	<b>35.608</b>	<b>I.MORENO</b>	<b>27.875</b>	<b>G.PEDONE</b>	<b>45.695</b>	30	<b>F.ROGERS</b>	2'19.925	2'21.687 (33)
31G.	PEDONE	31.161	K.FUJII	35.849	T.FINSTERBUSC	27.876	K.FUJII	45.787	31	<b>G.PEDONE</b>	2'20.600	2'21.428 (32)
32I.	MORENO	<b>31.197</b>	<b>G.PEDONE</b>	<b>36.068</b>	<b>M.SCHROTTER</b>	<b>27.882</b>	<b>I.MORENO</b>	<b>45.801</b>	32	<b>K.FUJII</b>	2'21.021	2'21.154 (30)
33L.	MORCIANO	31.246	L.MORCIANO	36.137	I.VIÑALES	27.883	L.MORCIANO	45.906	33	<b>I.MORENO</b>	2'21.044	2'21.744 (34)
34M.	SCHROTTER	<b>31.273</b>	<b>I.MORENO</b>	<b>36.171</b>	<b>F.ROGERS</b>	<b>27.923</b>	<b>J.McPHEE</b>	<b>45.921</b>	34	<b>L.MORCIANO</b>	2'21.109	2'21.310 (31)
35K.	FUJII	31.354	M.SCHROTTER	36.236	K.FUJII	28.031	M.SCHROTTER	45.929	35	<b>M.SCHROTTE</b>	2'21.320	2'21.807 (35)

These data/results cannot be reproduced, stored and/or transmitted in whole or in part by any manner of electronic, mechanical, photocopying, recording, broadcasting or otherwise now known or herein after developed without the previous express consent by the copyright owner, except for reproduction in daily press and regular printed publications on sale to the public within 60 days of the event related to those data/results and always provided that copyright symbol appears together as follows below.  
© DORNA, 2012

Official MotoGP Timing by **TISSOT**  
www.motogp.com






Computerised results and timing service provided by **TISSOT**

**Moto3**

**HERTZ BRITISH GRAND PRIX**  
**Qualifying Practice**  
**Fastest Laps Sequence**

<i>Practice Time</i>	 <i>Rider</i>	<i>Nation</i>	<i>Motorcycle</i>	<i>Time</i>	<i>Km/h</i>	<i>Rider's Lap</i>
<b>4'52.275</b>	55 <b>Hector FAUBEL</b>	SPA	KALEX KTM	<b>2'21.261</b>	150.359	2
<b>4'56.701</b>	25 <b>Maverick VIÑALES</b>	SPA	FTR HONDA	<b>2'18.378</b>	153.492	2
<b>4'57.322</b>	42 <b>Alex RINS</b>	SPA	SUTER HONDA	<b>2'18.224</b>	153.663	2
<b>7'18.723</b>	10 <b>Alexis MASBOU</b>	FRA	HONDA	<b>2'17.467</b>	154.509	3
<b>9'35.836</b>	10 <b>Alexis MASBOU</b>	FRA	HONDA	<b>2'17.113</b>	154.908	4
<b>9'41.872</b>	25 <b>Maverick VIÑALES</b>	SPA	FTR HONDA	<b>2'16.779</b>	155.286	4
<b>9'42.057</b>	7 <b>Efren VAZQUEZ</b>	SPA	FTR HONDA	<b>2'16.385</b>	155.735	4
<b>30'41.071</b>	25 <b>Maverick VIÑALES</b>	SPA	FTR HONDA	<b>2'16.187</b>	155.962	11

These data/results cannot be reproduced, stored and/or transmitted in whole or in part by any manner of electronic, mechanical, photocopying, recording, broadcasting or otherwise now known or herein after developed without the previous express consent by the copyright owner, except for reproduction in daily press and regular printed publications on sale to the public within 60 days of the event related to those data/results and always provided that copyright symbol appears together as follows below.

© DORNA, 2012

Official MotoGP Timing by **TISSOT**  
[www.motogp.com](http://www.motogp.com)



**Silverstone, Saturday, June 16, 2012**