**AIRASIA AUSTRALIAN GRAND PRIX****Race****Classification after 23 laps = 102.304 km****17**

Pos		Rider	Nation	Team	Motorcycle	Total Time	Km/h	Gap
1	25	11 Sandro CORTESE	GER	Red Bull KTM Ajo	KTM	38'20.014	160.127	
2	20	44 Miguel OLIVEIRA	POR	Estrella Galicia 0,0	SUTER HONDA	38'22.122	159.980	2.108
3	16	61 Arthur SISSIS	AUS	Red Bull KTM Ajo	KTM	38'25.045	159.777	5.031
4	13	42 Alex RINS	SPA	Estrella Galicia 0,0	SUTER HONDA	38'25.098	159.773	5.084
5	11	52 Danny KENT	GBR	Red Bull KTM Ajo	KTM	38'25.121	159.772	5.107
6	10	5 Romano FENATI	ITA	Team Italia FMI	FTR HONDA	38'25.123	159.772	5.109
7	9	19 Alessandro TONUCCI	ITA	Team Italia FMI	FTR HONDA	38'25.388	159.753	5.374
8	8	7 Efren VAZQUEZ	SPA	JHK t-shirt Laglisse	FTR HONDA	38'25.908	159.717	5.894
9	7	12 Alex MARQUEZ	SPA	Ambrogio Next Racing	SUTER HONDA	38'50.797	158.012	30.783
10	6	32 Isaac VIÑALES	SPA	Ongetta-Centro Seta	FTR HONDA	38'50.925	158.003	30.911
11	5	94 Jonas FOLGER	GER	Mapfre Aspar Team Moto3	KALEX KTM	38'52.817	157.875	32.803
12	4	26 Adrian MARTIN	SPA	JHK t-shirt Laglisse	FTR HONDA	38'53.316	157.841	33.302
13	3	84 Jakub KORNFEIL	CZE	Redox-Ongetta-Centro Seta	FTR HONDA	38'53.493	157.829	33.479
14	2	41 Brad BINDER	RSA	RW Racing GP	KALEX KTM	38'54.116	157.787	34.102
15	1	39 Luis SALOM	SPA	RW Racing GP	KALEX KTM	39'03.763	157.138	43.749
16		89 Alan TECHER	FRA	Technomag-CIP-TSR	TSR HONDA	39'03.841	157.132	43.827
17		23 Alberto MONCAYO	SPA	Andalucia JHK t-shirt Laglisse	FTR HONDA	39'09.408	156.760	49.394
18		80 Armando PONTONE	ITA	Ioda Team Italia	IODA	39'26.565	155.624	1'06.551
19		17 John McPHEE	GBR	Caretta Technology	KRP HONDA	39'26.602	155.621	1'06.588
20		96 Louis ROSSI	FRA	Racing Team Germany	FTR HONDA	39'28.815	155.476	1'08.801
21		8 Jack MILLER	AUS	Caretta Technology	HONDA	39'28.922	155.469	1'08.908
22		51 Kenta FUJII	JPN	Technomag-CIP-TSR	TSR HONDA	39'30.044	155.395	1'10.030
23		30 Giulian PEDONE	SWI	Ambrogio Next Racing	SUTER HONDA	39'30.425	155.370	1'10.411
24		75 Lincoln GILDING	AUS	K1 Racing	HONDA	39'53.524	153.871	1'33.510
25		36 Sam CLARKE	AUS	Fastline GP Racing	HONDA	39'44.906	147.712	1 lap
Not Classified								
		63 Zulfahmi KHAIRUDDIN	MAL	AirAsia-Sic-Ajo	KTM	31'55.730	158.813	4 laps
		9 Toni FINSTERBUSCH	GER	Racing Team Germany	HONDA	27'40.465	154.297	7 laps
		25 Maverick VIÑALES	SPA	Blusens Avintia	FTR HONDA	23'22.361	159.858	9 laps
		31 Niklas AJO	FIN	TT Motion Events Racing	KTM	18'48.900	156.028	12 laps
		29 Luca AMATO	GER	Mapfre Aspar Team Moto3	KALEX KTM	13'36.882	156.818	15 laps
		20 Riccardo MORETTI	ITA	Mahindra Racing	MAHINDRA	1'52.569	142.248	22 laps

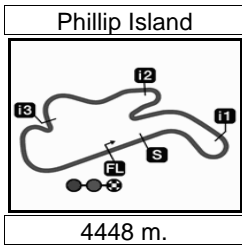
The results are provisional until the end of the limit for protest and appeals.

Time limit for protest expires 60' after publication of the results - Mr. Time:

These data/results cannot be reproduced, stored and/or transmitted in whole or in part by any manner of electronic, mechanical, photocopying, recording, broadcasting or otherwise now known or herein after developed without the previous express consent by the copyright owner, except for reproduction in daily press and regular printed publications on sale to the public within 60 days of the event related to those data/results and always provided that copyright symbol appears together as follows below.

© DORNA, 2012





Computerised results and timing service provided by **TISSOT**

Moto3

AIRASIA AUSTRALIAN GRAND PRIX

Race

Classification after 23 laps = 102.304 km

17

Pos	Rider	Nation	Team	Motorcycle	Total Time	Km/h	Gap
-----	-------	--------	------	------------	------------	------	-----

Race condition: Dry
 Air: 14°
 Humidity: 63%
 Ground: 22°

Pole Position:		Sandro CORTESE	1'38.334	162.840 Km/h
Fastest Lap (New record):	Lap 2	Alessandro TONUCCI	1'38.447	162.654 Km/h
Circuit Record Lap:		New category		
Circuit Best Lap:	2012	Sandro CORTESE	1'38.334	162.840 Km/h

12:45'00		SIGHTING LAP START
12:58'00		WARM UP LAP START
13:01'02		RACE START
13:05'00	Riccardo MORETTI	entered pits and retired
13:07'50	Jack MILLER	jump start
13:07'50	Jonas FOLGER	jump start
13:07'50	Louis ROSSI	jump start
13:07'50	Luis SALOM	jump start
13:07'50	Alberto MONCAYO	jump start
13:08'43	Luis SALOM	ride through penalty
13:08'43	Jack MILLER	ride through penalty
13:08'43	Jonas FOLGER	ride through penalty
13:08'43	Louis ROSSI	ride through penalty
13:08'43	Alberto MONCAYO	ride through penalty
13:09'45	Louis ROSSI	entered pits for ride through
13:10'05	Louis ROSSI	re-joined race
13:11'11	Luis SALOM	entered pits for ride through
13:11'33	Luis SALOM	re-joined race
13:14'27	Jonas FOLGER	entered pits for ride through
13:14'29	Alberto MONCAYO	entered pits for ride through
13:14'47	Jonas FOLGER	re-joined race
13:14'52	Alberto MONCAYO	re-joined race
13:16'40	Jack MILLER	re-joined race
13:17'15	Luca AMATO	retired
13:19'06	Niklas AJO	crashed out - Rider OK
13:19'18	Niklas AJO	re-joined race
13:21'15	Niklas AJO	crashed out - Rider OK
13:25'43	Maverick VIÑALES	crashed out - Rider OK
13:25'55	Maverick VIÑALES	re-joined race
13:27'30	Maverick VIÑALES	entered pits and retired
13:30'34	Toni FINSTERBUSCH	entered pits and retired
13:34'12	Zulfahmi KHAIRUDDIN	crashed out - Rider OK
13:39'36		Video finish in progress for 5th position
13:40'01		Video finish confirms 5th position for ride

The results are provisional until the end of the limit for protest and appeals.

Time limit for protest expires 60' after publication of the results - Mr. Time:

These data/results cannot be reproduced, stored and/or transmitted in whole or in part by any manner of electronic, mechanical, photocopying, recording, broadcasting or otherwise now known or herein after developed without the previous express consent by the copyright owner, except for reproduction in daily press and regular printed publications on sale to the public within 60 days of the event related to those data/results and always provided that copyright symbol appears together as follows below.

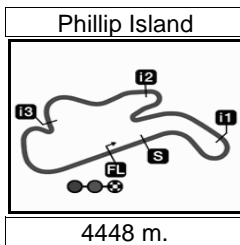
© DORNA, 2012

Official MotoGP Timing by **TISSOT**
 www.motogp.com

Phillip Island, Sunday, October 28, 2012

Page 2 of 2





Computerised results and timing service provided by **TISSOT**

Moto3

AIRASIA AUSTRALIAN GRAND PRIX

World Championship Classification

18

Rider	Nation	Points	QAT	SPA	POR	FRA	CAT	GBR	NED	GER	ITA	INP	CZE	RSM	ARA	JPN	MAL	AUS	VAL
1 CORTESE Sandro	GER	305	16	16	25	10	20	16	20	25	16	20	16	25	20	10	25	25	
2 SALOM Luis	SPA	208	13	20	16	-	6	20	13	16	-	25	20	20	25	-	13	1	
3 VIÑALES Maverick	SPA	199	25	10	20	-	25	25	25	-	25	-	13	11	-	20	-	-	
4 RINS Alex	SPA	141	6	13	9	16	-	-	10	-	9	9	11	13	10	13	9	13	
5 FENATI Romano	ITA	136	20	25	-	-	7	9	4	-	20	11	8	16	-	6	-	10	
6 KENT Danny	GBR	129	8	-	8	-	-	10	16	-	11	4	9	4	13	25	10	11	
7 OLIVEIRA Miguel	POR	114	11	-	-	-	16	6	6	-	-	13	7	7	8	9	11	20	
8 KHAIRUDDIN Zulfahmi	MAL	112	10	6	13	-	8	7	5	10	7	10	-	5	-	11	20	-	
9 FOLGER Jonas	GER	93	-	-	-	5	-	-	-	-	-	16	25	10	16	-	16	5	
10 VAZQUEZ Efren	SPA	93	-	-	11	-	-	11	7	11	10	-	-	9	11	7	8	8	
11 SISSIS Arthur	AUS	84	9	-	3	11	-	8	-	7	-	5	2	6	7	5	5	16	
12 MASBOU Alexis	FRA	81	-	11	7	-	11	13	9	20	4	6	-	-	-	-	-	-	
13 ROSSI Louis	FRA	76	7	-	-	25	13	-	11	-	-	3	-	-	9	8	-	-	
14 ANTONELLI Niccolò	ITA	74	-	8	10	13	4	3	-	4	13	-	-	8	6	4	1	-	
15 KORNFEIL Jakub	CZE	62	1	-	6	-	5	5	3	6	8	8	10	1	5	1	-	3	
16 MONCAYO Alberto	SPA	52	2	9	2	20	2	1	-	-	-	7	4	2	3	-	-	-	
17 FAUBEL Hector	SPA	52	4	7	4	-	9	4	1	9	6	-	5	3	-	-	-	-	
18 TONUCCI Alessandro	ITA	43	-	5	-	2	-	-	-	-	-	1	6	-	4	16	-	9	
19 AJO Niklas	FIN	33	3	-	-	1	-	2	8	2	5	-	-	-	2	3	7	-	
20 MARQUEZ Alex	SPA	27	-	4	1	-	10	-	-	-	-	-	-	-	1	2	2	7	
21 TECHER Alan	FRA	21	5	2	-	8	3	-	-	3	-	-	-	-	-	-	-	-	
22 MILLER Jack	AUS	17	-	-	-	-	1	-	-	13	-	-	-	-	-	-	3	-	
23 MARTIN Adrian	SPA	16	-	-	-	-	-	-	-	-	3	-	3	-	-	-	6	4	
24 BINDER Brad	RSA	11	-	-	5	-	-	-	-	-	-	-	-	-	-	-	4	2	
25 MORENO Ivan	SPA	10	-	3	-	7	-	-	-	-	-	-	-	-	-	-	-	-	
26 IWEMA Jasper	NED	9	-	-	-	9	-	-	-	-	-	-	-	-	-	-	-	-	
27 GRUENWALD Luca	GER	8	-	-	-	-	-	-	-	8	-	-	-	-	-	-	-	-	
28 VIÑALES Isaac	SPA	8	-	-	-	-	-	-	-	-	-	2	-	-	-	-	-	6	
29 PEDONE Giulian	SWI	7	-	1	-	6	-	-	-	-	-	-	-	-	-	-	-	-	
30 FINSTERBUSCH Toni	GER	7	-	-	-	-	-	-	2	5	-	-	-	-	-	-	-	-	
31 SCHROTTER Marcel	GER	4	-	-	-	4	-	-	-	-	-	-	-	-	-	-	-	-	
32 HANUS Kevin	GER	3	-	-	-	3	-	-	-	-	-	-	-	-	-	-	-	-	
33 CALIA Kevin	ITA	2	-	-	-	-	-	-	-	-	2	-	-	-	-	-	-	-	
34 McPHEE John	GBR	1	-	-	-	-	-	-	-	-	-	-	1	-	-	-	-	-	
35 RINALDI Michael Rube	ITA	1	-	-	-	-	-	-	-	-	1	-	-	-	-	-	-	-	
36 GROTZKYJ Simone	ITA	1	-	-	-	-	-	-	-	1	-	-	-	-	-	-	-	-	

These data/results cannot be reproduced, stored and/or transmitted in whole or in part by any manner of electronic, mechanical, photocopying, recording, broadcasting or otherwise now known or herein after developed without the previous express consent by the copyright owner, except for reproduction in daily press and regular printed publications on sale to the public within 60 days of the event related to those data/results and always provided that copyright symbol appears together as follows below.
© DORNA, 2012



Rider*Nation Points* QAT SPA POR FRA CAT GBR NED GER ITA INP CZE RSM ARA JPN MAL AUS VAL**Constructor***Points* QAT SPA POR FRA CAT GBR NED GER ITA INP CZE RSM ARA JPN MAL AUS VAL

	<i>Points</i>	QAT	SPA	POR	FRA	CAT	GBR	NED	GER	ITA	INP	CZE	RSM	ARA	JPN	MAL	AUS	VAL
1 KTM	321	16	16	25	11	20	16	20	25	16	20	16	25	20	25	25	25	
2 FTR HONDA	295	25	25	20	25	25	25	25	11	25	11	13	16	11	20	8	10	
3 KALEX KTM	249	13	20	16	20	9	20	13	16	6	25	25	20	25	-	16	5	
4 SUTER HONDA	182	11	13	9	16	16	6	10	1	9	13	11	13	10	13	11	20	
5 HONDA	87	-	11	7	3	11	13	9	20	4	6	-	-	-	-	3	-	
6 TSR HONDA	21	5	2	-	8	3	-	-	3	-	-	-	-	-	-	-	-	
7 FGR HONDA	9	-	-	-	9	-	-	-	-	-	-	-	-	-	-	-	-	
8 IODA	5	-	-	-	5	-	-	-	-	-	-	-	-	-	-	-	-	
9 MAHINDRA	4	-	-	-	4	-	-	-	-	-	-	-	-	-	-	-	-	
10 KRP HONDA	1	-	-	-	-	-	-	-	-	-	-	1	-	-	-	-	-	
11 ORAL	1	-	1	-	-	-	-	-	-	-	-	-	-	-	-	-	-	

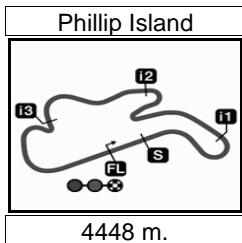
These data/results cannot be reproduced, stored and/or transmitted in whole or in part by any manner of electronic, mechanical, photocopying, recording, broadcasting or otherwise now known or herein after developed without the previous express consent by the copyright owner, except for reproduction in daily press and regular printed publications on sale to the public within 60 days of the event related to those data/results and always provided that copyright symbol appears together as follows below.

© DORNA, 2012

Official MotoGP Timing by **TISSOT**
www.motogp.com



Phillip Island, Sunday, October 28, 2012



Computerised results and timing service provided by **TISSOT**

Moto3

AIRASIA AUSTRALIAN GRAND PRIX

**Race
Lap Chart**

19

Pos	1	2	3	4	5	6	7	8	9	10	11	12	13	14	15	16	17	18	19	20	21	22	23	24	25	26	27	28	29	30	31
Grid	11	94	7	52	63	44	61	25	39	19	23	96	84	5	31	42	26	32	12	41	80	17	8	89	30	51	29	75	20	9	36

1	63	39	94	96	11	44	31	61	25	7	52	23	19	42	26	5	12	32	8	41	84	29	89	17	80	30	9	75	51	20	36
2	63	39	94	96	11	44	61	31	25	7	19	42	52	23	26	5	32	12	41	8	84	29	17	89	80	30	9	75	51	36	
3	63	94	96	39	11	44	61	25	31	19	42	7	23	5	26	52	12	32	41	29	84	8	17	89	80	30	9	75	51	36	
4	63	94	39	96	11	61	44	25	42	31	19	7	23	5	52	26	41	12	32	29	8	84	17	89	30	80	75	9	51	36	
5	63	94	11	39	61	44	31	42	25	19	7	5	52	26	23	32	12	29	84	17	8	89	41	30	80	75	9	51	96	36	
6	63	94	11	31	44	42	61	25	19	7	5	52	23	26	32	12	29	84	17	89	8	41	30	80	75	9	51	39	96	36	
7	11	44	31	42	63	61	25	7	19	5	52	94	23	26	12	32	84	29	17	89	8	41	30	80	75	9	51	39	96	36	
8	11	44	25	42	61	63	7	52	19	5	31	26	32	12	84	29	17	8	89	41	80	30	94	23	9	75	51	39	96	36	
9	11	44	25	42	61	7	19	63	5	52	31	32	26	12	84	89	41	17	80	30	94	75	51	9	23	39	8	96	36		
10	11	44	25	61	42	19	7	52	5	63	31	26	32	12	84	41	89	17	80	30	94	51	23	75	9	39	8	96	36		
L a P S 11	11	44	42	25	61	7	5	52	63	19	32	26	12	84	41	89	17	94	31	80	30	23	39	75	51	9	8	96	36		
12	11	44	25	42	61	5	52	7	19	63	32	26	12	84	41	89	17	94	80	30	39	23	75	51	9	8	96	36			
13	11	44	25	42	5	61	52	19	7	63	32	12	26	84	41	89	94	17	80	39	30	23	51	75	9	8	96	36			
14	11	44	25	42	61	5	52	7	19	63	32	12	26	41	84	89	94	17	80	39	23	30	51	75	9	8	96	36			
15	11	44	61	42	5	7	52	19	63	32	12	26	84	41	89	94	39	17	80	23	30	51	75	8	9	96	36				
16	11	44	42	61	5	7	19	52	63	12	32	26	41	84	89	94	39	23	17	80	30	51	75	8	9	96	36				
17	11	44	61	42	7	5	52	19	63	32	12	26	41	84	89	94	39	23	80	17	30	51	75	8	96	36					
18	44	11	5	61	19	42	52	7	63	32	12	26	84	41	94	89	39	23	80	17	30	51	8	96	75	36					
19	44	11	5	42	61	52	7	19	63	32	12	26	84	41	94	89	39	23	80	17	30	51	96	8	75	36					
20	11	44	5	42	61	52	7	19	32	12	26	84	41	94	89	39	23	80	17	30	51	96	8	75	36						
21	11	44	61	52	5	42	19	7	32	12	26	84	41	94	89	39	23	80	17	30	51	96	8	75	36						
22	11	44	61	42	52	5	7	19	32	12	84	26	41	94	89	39	23	80	17	96	51	8	30	75	36						
23	11	44	61	42	52	5	19	7	12	32	94	26	84	41	39	89	23	80	17	96	8	51	30	75							

○ Winner □ Lapped rider

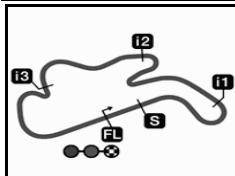
These data/results cannot be reproduced, stored and/or transmitted in whole or in part by any manner of electronic, mechanical, photocopying, recording, broadcasting or otherwise now known or herein after developed without the previous express consent by the copyright owner, except for reproduction in daily press and regular printed publications on sale to the public within 60 days of the event related to those data/results and always provided that copyright symbol appears together as follows below.

© DORNA, 2012

Official MotoGP Timing by **TISSOT**
www.motogp.com



Phillip Island, Sunday, October 28, 2012



4448 m.

AIRASIA AUSTRALIAN GRAND PRIX**Race****Fastest Lap of Each Rider****20**

	Rider	Nation	Team	Motorcycle	Time	Lap Total	Gap
1	19 Alessandro TONUCCI	ITA	Team Italia FMI	FTR HONDA	1'38.447	2 23	
2	42 Alex RINS	SPA	Estrella Galicia 0,0	SUTER HONDA	1'38.507	2 23	0.060 0.060
3	11 Sandro CORTESE	GER	Red Bull KTM Ajo	KTM	1'38.638	2 23	0.191 0.131
4	44 Miguel OLIVEIRA	POR	Estrella Galicia 0,0	SUTER HONDA	1'38.657	2 23	0.210 0.019
5	61 Arthur SISSIS	AUS	Red Bull KTM Ajo	KTM	1'38.686	2 23	0.239 0.029
6	96 Louis ROSSI	FRA	Racing Team Germany	FTR HONDA	1'38.748	2 23	0.301 0.062
7	25 Maverick VIÑALES	SPA	Blusens Avintia	FTR HONDA	1'38.772	2 14	0.325 0.024
8	7 Efren VAZQUEZ	SPA	JHK t-shirt Laglisse	FTR HONDA	1'38.805	2 23	0.358 0.033
9	39 Luis SALOM	SPA	RW Racing GP	KALEX KTM	1'38.812	2 23	0.365 0.007
10	5 Romano FENATI	ITA	Team Italia FMI	FTR HONDA	1'38.852	5 23	0.405 0.040
11	94 Jonas FOLGER	GER	Mapfre Aspar Team Moto3	KALEX KTM	1'38.885	2 23	0.438 0.033
12	31 Niklas AJO	FIN	TT Motion Events Racing	KTM	1'39.009	5 11	0.562 0.124
13	52 Danny KENT	GBR	Red Bull KTM Ajo	KTM	1'39.025	5 23	0.578 0.016
14	63 Zulfahmi KHAIRUDDIN	MAL	AirAsia-Sic-Ajo	KTM	1'39.059	2 19	0.612 0.034
15	26 Adrian MARTIN	SPA	JHK t-shirt Laglisse	FTR HONDA	1'39.112	5 23	0.665 0.053
16	23 Alberto MONCAYO	SPA	Andalucia JHK t-shirt Laglisse	FTR HONDA	1'39.254	4 23	0.807 0.142
17	41 Brad BINDER	RSA	RW Racing GP	KALEX KTM	1'39.397	2 23	0.950 0.143
18	32 Isaac VIÑALES	SPA	Ongetta-Centro Seta	FTR HONDA	1'39.483	2 23	1.036 0.086
19	12 Alex MARQUEZ	SPA	Ambrogio Next Racing	SUTER HONDA	1'39.537	2 23	1.090 0.054
20	84 Jakub KORNFEL	CZE	Redox-Ongetta-Centro Seta	FTR HONDA	1'40.369	8 23	1.922 0.832
21	17 John McPHEE	GBR	Caretta Technology	KRP HONDA	1'40.469	5 23	2.022 0.100
22	29 Luca AMATO	GER	Mapfre Aspar Team Moto3	KALEX KTM	1'40.504	2 8	2.057 0.035
23	89 Alan TECHER	FRA	Technomag-CIP-TSR	TSR HONDA	1'40.527	5 23	2.080 0.023
24	8 Jack MILLER	AUS	Caretta Technology	HONDA	1'40.797	23 23	2.350 0.270
25	30 Giulian PEDONE	SWI	Ambrogio Next Racing	SUTER HONDA	1'40.938	3 23	2.491 0.141
26	80 Armando PONTONE	ITA	Ioda Team Italia	IODA	1'41.181	3 23	2.734 0.243
27	75 Lincoln GILDING	AUS	K1 Racing	HONDA	1'41.216	3 23	2.769 0.035
28	51 Kenta FUJII	JPN	Technomag-CIP-TSR	TSR HONDA	1'41.735	4 23	3.288 0.519
29	9 Toni FINSTERBUSCH	GER	Racing Team Germany	HONDA	1'41.772	3 16	3.325 0.037
30	36 Sam CLARKE	AUS	Fastline GP Racing	HONDA	1'46.870	2 22	8.423 5.098

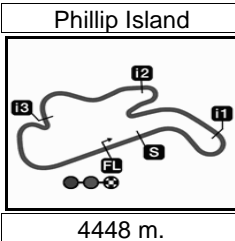
These data/results cannot be reproduced, stored and/or transmitted in whole or in part by any manner of electronic, mechanical, photocopying, recording, broadcasting or otherwise now known or herein after developed without the previous express consent by the copyright owner, except for reproduction in daily press and regular printed publications on sale to the public within 60 days of the event related to those data/results and always provided that copyright symbol appears together as follows below.

© DORNA, 2012

Official MotoGP Timing by **TISSOT**
www.motogp.com

Phillip Island, Sunday, October 28, 2012



**AIRASIA AUSTRALIAN GRAND PRIX***After the Race***Event Best Maximum Speed****21**

<i>Rider</i>	<i>Nation Team</i>	<i>Motorcycle</i>	<i>Km/h</i>	
63 Zulfahmi KHAIRUDDIN	MAL AirAsia-Sic-Ajo	KTM	238.4	Qualifying Practice
52 Danny KENT	GBR Red Bull KTM Ajo	KTM	238.2	Race
31 Niklas AJO	FIN TT Motion Events Racing	KTM	237.2	Race
19 Alessandro TONUCCI	ITA Team Italia FMI	FTR HONDA	236.1	Race
61 Arthur SISIS	AUS Red Bull KTM Ajo	KTM	236.0	Race
5 Romano FENATI	ITA Team Italia FMI	FTR HONDA	235.8	Race
11 Sandro CORTESE	GER Red Bull KTM Ajo	KTM	235.6	Qualifying Practice
7 Efren VAZQUEZ	SPA JHK t-shirt Laglisse	FTR HONDA	235.1	Race
42 Alex RINS	SPA Estrella Galicia 0,0	SUTER HONDA	234.1	Race
39 Luis SALOM	SPA RW Racing GP	KALEX KTM	233.6	Qualifying Practice
89 Alan TECHER	FRA Technomag-CIP-TSR	TSR HONDA	233.3	Race
44 Miguel OLIVEIRA	POR Estrella Galicia 0,0	SUTER HONDA	233.1	Qualifying Practice
41 Brad BINDER	RSA RW Racing GP	KALEX KTM	232.2	Race
29 Luca AMATO	GER Mapfre Aspar Team Moto3	KALEX KTM	232.1	Free Practice Nr. 2
25 Maverick VIÑALES	SPA Blusens Avintia	FTR HONDA	231.9	Race
23 Alberto MONCAYO	SPA Andalucia JHK t-shirt Laglisse	FTR HONDA	231.7	Free Practice Nr. 2
8 Jack MILLER	AUS Caretta Technology	HONDA	231.0	Warm Up
32 Isaac VIÑALES	SPA Ongetta-Centro Seta	FTR HONDA	231.0	Free Practice Nr. 2
26 Adrian MARTIN	SPA JHK t-shirt Laglisse	FTR HONDA	230.9	Qualifying Practice
94 Jonas FOLGER	GER Mapfre Aspar Team Moto3	KALEX KTM	230.4	Race
84 Jakub KORNFEIL	CZE Redox-Ongetta-Centro Seta	FTR HONDA	230.4	Race
27 Niccolò ANTONELLI	ITA San Carlo Gresini Moto3	FTR HONDA	229.8	Free Practice Nr. 2
96 Louis ROSSI	FRA Racing Team Germany	FTR HONDA	229.8	Race
51 Kenta FUJII	JPN Technomag-CIP-TSR	TSR HONDA	229.7	Qualifying Practice
17 John McPHEE	GBR Caretta Technology	KRP HONDA	228.9	Race
30 Giulian PEDONE	SWI Ambrogio Next Racing	SUTER HONDA	228.9	Qualifying Practice
12 Alex MARQUEZ	SPA Ambrogio Next Racing	SUTER HONDA	228.8	Race
28 Josep RODRIGUEZ	SPA Moto FGR	FGR HONDA	228.2	Free Practice Nr. 2
75 Lincoln GILDING	AUS K1 Racing	HONDA	227.6	Warm Up
9 Toni FINSTERBUSCH	GER Racing Team Germany	HONDA	227.2	Race
80 Armando PONTONE	ITA Ioda Team Italia	IODA	227.0	Qualifying Practice
99 Danny WEBB	GBR Mahindra Racing	MAHINDRA	219.3	Free Practice Nr. 1
20 Riccardo MORETTI	ITA Mahindra Racing	MAHINDRA	218.6	Race
36 Sam CLARKE	AUS Fastline GP Racing	HONDA	211.3	Free Practice Nr. 2

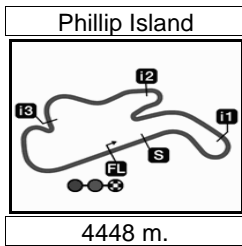
These data/results cannot be reproduced, stored and/or transmitted in whole or in part by any manner of electronic, mechanical, photocopying, recording, broadcasting or otherwise now known or herein after developed without the previous express consent by the copyright owner, except for reproduction in daily press and regular printed publications on sale to the public within 60 days of the event related to those data/results and always provided that copyright symbol appears together as follows below.

© DORNA, 2012

Official MotoGP Timing by **TISSOT**
www.motogp.com



Phillip Island, Sunday, October 28, 2012



AIRASIA AUSTRALIAN GRAND PRIX

Race

Chronological Analysis of Performances

22

						<i>T1</i> Time from finish line to 1st intermediate		<i>T3</i> Time from 2nd intermed. to 3rd intermed.						
						<i>T2</i> Time from 1st intermed. to 2nd intermed.		<i>T4</i> Time from 3rd intermediate to finish line						
<i>P</i>	<i>Crossing the finish line in pit lane</i>	<i>Lap Time</i>	<i>T1</i>	<i>T2</i>	<i>T3</i>	<i>T4</i>	<i>Speed</i>	<i>Lap</i>	<i>Lap Time</i>	<i>T1</i>	<i>T2</i>	<i>T3</i>	<i>T4</i>	<i>Speed</i>
1st	11	Sandro CORTESE	Red Bull KTM Ajo		GER			3rd	61	Arthur SISSIS	Red Bull KTM Ajo		AUS	
1		1'46.595	30.759	29.403	18.924	27.509	168.9	1	1'46.965	30.921	29.780	18.757	27.507	169.6
2		1'38.638	23.654	28.718	18.813	27.453	233.8	2	1'38.686	23.781	28.761	18.753	27.391	233.7
3		1'39.523	24.196	29.124	18.756	27.447	232.9	3	1'39.179	23.876	29.235	18.622	27.446	236.0
4		1'39.098	23.833	28.983	18.887	27.395	231.3	4	1'39.084	24.012	28.920	18.771	27.381	231.8
5		1'39.620	23.854	29.339	18.841	27.586	234.8	5	1'39.613	24.031	28.816	18.842	27.924	231.9
6		1'39.408	23.681	28.965	18.940	27.822	229.8	6	1'39.950	24.420	29.049	18.780	27.701	223.9
7		1'39.727	24.291	28.847	18.883	27.706	226.0	7	1'40.261	24.306	29.116	18.832	28.007	226.3
8		1'38.969	23.826	28.575	18.835	27.733	223.0	8	1'39.725	24.131	29.026	18.694	27.874	233.5
9		1'39.240	23.993	28.607	18.708	27.932	222.6	9	1'39.548	24.129	28.819	18.823	27.777	228.6
10		1'39.459	23.999	28.712	18.935	27.813	223.3	10	1'39.946	24.238	29.041	18.805	27.862	225.1
11		1'39.340	23.938	28.731	18.851	27.820	222.5	11	1'40.408	24.295	29.487	18.752	27.874	225.3
12		1'39.589	23.974	28.782	18.937	27.896	221.9	12	1'40.200	24.289	29.190	18.858	27.863	226.5
13		1'39.340	23.869	28.623	18.875	27.973	226.0	13	1'39.529	23.996	28.794	18.802	27.937	228.1
14		1'39.518	23.973	28.878	18.890	27.777	223.3	14	1'39.431	24.069	28.905	18.758	27.699	230.7
15		1'39.619	24.010	28.785	18.928	27.896	222.9	15	1'40.887	24.315	29.480	19.141	27.951	227.2
16		1'40.134	24.137	28.931	19.065	28.001	223.5	16	1'40.183	24.372	29.108	18.955	27.748	226.6
17		1'40.535	24.229	29.079	19.094	28.133	222.8	17	1'40.425	24.182	29.019	18.885	28.339	227.0
18		1'40.636	24.373	29.106	19.071	28.086	223.0	18	1'40.612	24.603	29.163	18.932	27.914	222.0
19		1'41.084	24.721	29.099	19.155	28.109	213.1	19	1'39.852	24.032	28.822	18.845	28.153	226.6
20		1'39.761	24.078	28.822	18.915	27.946	224.9	20	1'39.771	24.104	29.028	18.857	27.782	231.8
21		1'39.732	23.999	28.882	18.850	28.001	222.6	21	1'40.287	24.158	29.089	19.028	28.012	226.1
22		1'39.869	24.044	28.816	18.913	28.096	223.0	22	1'40.301	24.294	29.001	19.021	27.985	222.7
23		1'40.580	24.231	29.030	19.008	28.311	223.2	23	1'40.202	24.295	29.062	18.912	27.933	228.2
2nd	44	Miguel OLIVEIRA	Estrella Galicia 0,0		POR			4th	42	Alex RINS	Estrella Galicia 0,0		SPA	
1		1'46.682	31.069	29.337	18.797	27.479	168.3	1	1'48.077	31.786	29.711	18.909	27.671	177.3
2		1'38.657	23.644	28.805	18.793	27.415	230.4	2	1'38.507	23.826	28.683	18.762	27.236	232.6
3		1'39.427	23.946	29.071	18.796	27.614	229.3	3	1'39.055	23.678	29.096	18.808	27.473	230.5
4		1'39.252	23.997	29.151	18.771	27.333	223.3	4	1'38.879	23.621	29.072	18.807	27.379	234.1
5		1'39.557	24.037	29.196	18.783	27.541	231.8	5	1'39.279	23.938	29.182	18.656	27.503	232.5
6		1'39.443	24.042	29.055	18.755	27.591	227.5	6	1'39.585	23.896	29.084	18.798	27.807	231.7
7		1'39.657	24.095	29.141	18.883	27.538	230.6	7	1'40.096	24.311	28.958	18.920	27.907	225.3
8		1'39.000	23.932	28.702	18.841	27.525	223.3	8	1'39.544	24.146	28.513	18.789	28.096	220.4
9		1'39.181	24.071	28.695	18.767	27.648	221.3	9	1'39.976	24.049	29.010	18.916	28.001	220.7
10		1'39.561	24.079	28.723	18.922	27.837	218.1	10	1'40.061	24.394	29.063	18.853	27.751	221.1
11		1'39.322	23.943	28.687	18.904	27.788	219.4	11	1'40.043	24.257	29.014	18.963	27.809	226.5
12		1'39.513	24.028	28.745	18.907	27.833	219.3	12	1'40.031	24.652	28.737	18.868	27.774	215.3
13		1'39.397	23.965	28.661	18.855	27.916	224.3	13	1'39.474	24.054	28.645	18.990	27.785	220.0
14		1'39.511	24.002	28.939	18.893	27.677	222.2	14	1'39.871	24.419	28.714	18.923	27.815	219.5
15		1'39.657	24.008	28.894	18.929	27.826	221.6	15	1'40.968	24.529	29.341	19.236	27.862	221.4
16		1'40.104	24.093	29.016	19.029	27.966	221.3	16	1'39.997	24.234	28.923	19.062	27.778	226.3
17		1'40.516	24.213	29.099	19.118	28.086	222.4	17	1'40.616	24.461	29.034	18.964	28.157	214.6
18		1'40.399	24.134	29.045	19.096	28.124	223.2	18	1'40.693	24.655	28.880	19.043	28.115	225.7
19		1'41.154	24.478	29.238	19.190	28.248	212.3	19	1'39.484	24.068	28.799	18.921	27.696	224.7
20		1'40.174	24.291	29.013	18.945	27.925	213.8	20	1'39.925	23.956	29.049	18.964	27.956	225.6
21		1'40.221	24.100	29.061	19.060	28.000	217.1	21	1'41.023	24.620	29.256	18.946	28.201	217.9
22		1'40.743	24.314	29.111	19.055	28.263	216.3	22	1'39.700	23.985	28.859	19.048	27.808	229.1
23		1'40.994	24.448	29.333	19.069	28.144	214.5	23	1'40.214	24.353	29.186	18.876	27.799	224.3

Fastest Lap: **1'38.638** 23.654 28.718 18.813 27.453

These data/results cannot be reproduced, stored and/or transmitted in whole or in part by any manner of electronic, mechanical, photocopying, recording, broadcasting or otherwise now known or herein after developed without the previous express consent by the copyright owner, except for reproduction in daily press and regular printed publications on sale to the public within 60 days of the event related to those data/results and always provided that copyright symbol appears together as follows below.
© DORNA, 2012



Race

Moto3

Lap	Lap Time	T1	T2	T3	T4	Speed	Lap	Lap Time	T1	T2	T3	T4	Speed	
5th	52	Danny KENT				Red Bull KTM Ajo	GBR	10	1'39.630	23.994	29.037	18.852	27.747	228.2
							11	1'41.105	24.013	30.573	18.920	27.599	231.6	
							12	1'40.118	24.124	29.215	18.938	27.841	233.6	
1	1'47.715	31.387	29.615	18.986	27.727	168.4	13	1'39.340	23.881	28.827	18.853	27.779	227.5	
2	1'39.706	24.106	29.071	18.855	27.674	238.2	14	1'39.681	24.244	28.709	18.821	27.907	223.6	
3	1'39.910	24.233	29.351	18.819	27.507	231.9	15	1'40.238	24.116	29.367	19.119	27.636	221.8	
4	1'39.117	23.696	28.889	18.954	27.578	235.3	16	1'40.385	24.333	29.356	18.973	27.723	230.0	
5	1'39.025	23.891	28.785	18.797	27.552	232.7	17	1'40.187	24.189	29.214	18.941	27.843	229.8	
6	1'39.063	23.859	28.738	18.855	27.611	230.9	18	1'40.476	24.003	29.231	19.080	28.162	229.2	
7	1'39.857	23.817	29.204	18.892	27.944	229.8	19	1'40.349	24.515	29.222	18.866	27.746	224.6	
8	1'39.309	23.663	29.112	18.749	27.785	237.7	20	1'40.024	23.942	29.274	18.989	27.819	227.9	
9	1'40.288	24.214	29.288	18.846	27.940	230.4	21	1'40.143	23.959	29.381	18.918	27.885	228.7	
10	1'39.898	24.069	29.045	18.880	27.904	236.2	22	1'40.398	24.195	29.488	18.939	27.776	223.1	
11	1'39.884	24.000	29.228	18.950	27.706	230.3	23	1'39.756	24.027	29.168	18.928	27.633	227.7	
12	1'40.231	24.370	29.333	18.896	27.632	232.1	8th 7 Efren VAZQUEZ JHK t-shirt Laglisse SPA							
13	1'39.557	23.870	28.918	18.846	27.923	231.9	1	1'47.341	30.979	29.843	18.783	27.736	166.7	
14	1'39.751	23.946	28.944	18.929	27.932	227.5	2	1'38.805	23.869	28.858	18.666	27.412	229.2	
15	1'40.280	24.076	29.385	19.154	27.665	228.9	3	1'39.570	23.953	29.371	18.841	27.405	229.9	
16	1'40.574	24.330	29.593	18.986	27.665	230.2	4	1'39.169	23.882	29.019	18.810	27.458	232.3	
17	1'40.012	23.975	29.199	18.948	27.890	235.3	5	1'39.471	23.875	29.201	18.938	27.457	235.1	
18	1'40.754	24.152	29.593	18.950	28.059	227.6	6	1'39.351	23.863	29.023	18.816	27.649	227.5	
19	1'39.603	24.213	28.861	18.835	27.694	233.0	7	1'40.248	24.234	29.201	18.856	27.957	233.6	
20	1'39.866	24.154	29.153	18.888	27.671	227.9	8	1'39.652	24.011	29.057	18.746	27.838	231.0	
21	1'40.599	24.280	29.143	18.979	28.197	229.6	9	1'39.876	24.091	29.063	18.854	27.868	228.5	
22	1'39.904	24.045	29.097	18.990	27.772	228.1	10	1'39.781	24.463	28.863	18.711	27.744	222.0	
23	1'40.218	24.171	29.236	18.912	27.899	228.3	11	1'40.265	24.183	29.402	18.749	27.931	228.2	
6th 5 Romano FENATI Team Italia FMI ITA							12	1'40.513	24.447	29.384	18.880	27.802	225.2	
1	1'48.619	31.897	29.781	18.902	28.039	176.5	13	1'39.712	24.050	28.865	18.871	27.926	225.0	
2	1'39.222	24.065	28.862	18.900	27.395	232.6	14	1'39.669	24.142	29.034	18.835	27.658	223.5	
3	1'39.132	23.897	28.862	18.790	27.583	235.8	15	1'40.163	24.058	29.210	19.080	27.815	223.1	
4	1'39.107	23.845	28.967	18.821	27.474	229.7	16	1'40.219	24.501	29.090	18.993	27.635	224.9	
5	1'38.852	23.936	28.666	18.733	27.517	229.8	17	1'40.275	24.158	29.258	18.886	27.973	224.4	
6	1'38.994	23.787	28.735	18.768	27.704	228.2	18	1'40.915	24.744	29.232	18.905	28.034	216.3	
7	1'40.379	24.147	29.231	18.835	28.166	233.2	19	1'39.620	24.246	29.003	18.858	27.513	231.2	
8	1'39.629	23.859	29.336	18.727	27.707	234.2	20	1'39.906	24.168	29.272	18.838	27.628	228.2	
9	1'39.999	24.046	29.018	18.995	27.940	230.5	21	1'40.736	24.393	29.324	18.863	28.156	227.1	
10	1'40.018	24.213	29.112	18.849	27.844	228.6	22	1'39.970	24.008	29.261	18.899	27.802	229.0	
11	1'39.637	23.820	29.244	18.769	27.804	229.9	23	1'40.681	24.475	29.374	18.954	27.878	226.5	
12	1'40.083	24.234	29.337	18.917	27.595	227.9	9th 12 Alex MARQUEZ Ambrogio Next Racing SPA							
13	1'39.345	24.026	28.910	18.768	27.641	228.6	1	1'49.041	32.152	29.749			179.3	
14	1'39.585	24.184	29.064	18.755	27.582	225.8	2	1'39.537	23.926	29.010	18.921	27.680	228.8	
15	1'40.909	24.470	29.465	19.154	27.820	228.2	3	1'40.210	24.144	29.363	18.919	27.784	223.7	
16	1'40.129	24.345	29.153	19.020	27.611	225.1	4	1'40.386	24.263	29.108	18.954	28.061	219.7	
17	1'40.447	24.006	29.411	18.958	28.072	224.5	5	1'41.238	24.607	29.305	19.058	28.268	219.0	
18	1'40.174	24.352	28.905	19.030	27.887	220.9	6	1'41.075	24.701	29.446	19.021	27.907	220.1	
19	1'39.868	24.057	28.846	18.959	28.006	219.5	7	1'40.592	24.341	29.449	18.994	27.808	221.3	
20	1'40.017	24.164	29.035	19.019	27.799	221.1	8	1'41.214	24.424	29.646	19.067	28.077	218.7	
21	1'40.896	24.368	29.143	19.046	28.339	219.5	9	1'40.943	24.437	29.275	19.058	28.173	217.9	
22	1'39.971	23.887	29.310	19.041	27.733	225.8	10	1'41.313	24.487	29.383	19.094	28.349	216.9	
23	1'40.111	24.234	29.321	18.836	27.720	230.2	11	1'41.054	24.529	29.435	19.056	28.034	215.2	
7th 19 Alessandro TONUC Team Italia FMI ITA							12	1'40.838	24.446	29.283	18.988	28.121	215.5	
1	1'47.807	31.699	29.693	18.892	27.523	173.1	13	1'40.610	24.377	29.163	18.997	28.073	217.4	
2	1'38.447	23.832	28.745	18.686	27.184	235.2	14	1'40.664	24.394	29.277	18.921	28.072	216.5	
3	1'39.296	23.690	29.252	18.764	27.590	233.6	15	1'40.699	24.340	29.624	18.919	27.816	223.7	
4	1'39.257	23.986	28.899	18.842	27.530	234.8	16	1'41.760	24.514	29.537	19.246	28.463	222.3	
5	1'39.219	23.733	29.345	18.813	27.328	236.1	17	1'41.457	24.678	29.649	19.018	28.112	212.1	
6	1'39.636	24.003	29.096	18.784	27.753	233.4	18	1'41.026	24.538	29.480	19.062	27.946	217.5	
7	1'40.574	23.882	29.493	18.839	28.360	235.1	19	1'40.778	24.333	29.447	19.057	27.941	217.3	
8	1'39.505	24.058	29.018	18.761	27.668	230.1	20	1'41.305	24.606	29.593	19.027	28.079	221.3	
9	1'39.817	24.054	29.080	18.924	27.759	227.6	Fastest Lap: 1'38.638 23.654 28.718 18.813 27.453							

These data/results cannot be reproduced, stored and/or transmitted in whole or in part by any manner of electronic, mechanical, photocopying, recording, broadcasting or otherwise now known or herein after developed without the previous express consent by the copyright owner, except for reproduction in daily press and regular printed publications on sale to the public within 60 days of the event related to those data/results and always provided that copyright symbol appears together as follows below.
© DORNA, 2012



Race

Moto3

Lap	Lap Time	T1	T2	T3	T4	Speed	Lap	Lap Time	T1	T2	T3	T4	Speed
21	1'41.549	24.538	29.831	19.098	28.082	220.1	6	1'42.169	24.092	30.068	19.010	28.999	222.1
22	1'41.953	24.576	29.655	19.314	28.408	215.8	7	1'41.947	24.766	29.320	19.275	28.586	214.9
23	1'41.555	24.598	29.432	19.204	28.321	216.1	8	1'41.770	24.677	29.304	19.353	28.436	214.4
10th 32 Isaac VIÑALES Ongetta-Centro Seta SPA							9	1'41.103	24.721	29.121	19.098	28.163	214.7
							10	1'41.007	24.410	28.946	19.016	28.635	220.0
							11	1'41.909	24.857	29.674	19.159	28.219	211.9
1	1'49.082	32.021	30.017	19.023	28.021	178.8	12	1'41.387	24.566	29.305	19.078	28.438	216.5
2	1'39.483	24.071	29.015	18.919	27.478	227.1	13	1'41.171	24.974	29.171	19.108	27.918	213.5
3	1'40.616	24.262	29.393	19.097	27.864	221.7	14	1'40.842	24.481	29.167	19.055	28.139	221.9
4	1'40.084	24.192	29.066	19.203	27.623	225.8	15	1'40.563	24.189	29.553	18.984	27.837	219.8
5	1'41.131	24.605	29.356	19.145	28.025	224.3	16	1'41.701	24.580	29.369	19.353	28.399	221.2
6	1'40.779	24.589	29.204	19.077	27.909	218.0	17	1'41.677	24.691	29.647	19.144	28.195	217.5
7	1'40.930	24.748	28.978	19.115	28.089	214.5	18	1'41.098	24.610	29.198	19.163	28.127	213.4
8	1'40.500	24.499	29.121	19.011	27.869	220.2	19	1'41.341	24.531	29.285	19.145	28.380	216.8
9	1'40.112	24.341	28.984	18.989	27.798	217.2	20	1'42.041	24.922	29.388	19.339	28.392	213.5
10	1'41.135	24.601	29.161	18.932	28.441	217.4	21	1'42.747	24.798	29.636	19.439	28.874	214.1
11	1'41.382	24.605	29.516	19.162	28.099	214.5	22	1'42.497	24.891	29.489	19.536	28.581	214.1
12	1'41.152	24.730	29.263	19.101	28.058	212.4	23	1'40.585	24.519	28.930	19.091	28.045	217.5
13	1'40.906	24.709	29.173	19.028	27.996	212.3	13th 84 Jakub KORNFEIL Redox-Ongetta-Centro CZE						
14	1'41.225	24.706	29.339	19.083	28.097	213.4	1	1'49.676	32.102	30.412	19.024	28.138	172.0
15	1'40.787	24.651	29.094	19.083	27.959	213.3	2	1'40.701	24.000	29.531	19.159	28.011	230.4
16	1'41.895	24.776	29.622	19.396	28.101	215.3	3	1'41.184	24.645	29.579	19.050	27.910	219.4
17	1'41.091	24.554	29.352	19.157	28.028	216.4	4	1'41.094	24.458	29.486	19.137	28.013	225.0
18	1'40.908	24.724	29.201	19.041	27.942	211.5	5	1'40.434	24.097	29.345	19.046	27.946	224.4
19	1'41.030	24.637	29.185	19.155	28.053	213.0	6	1'41.046	24.349	29.340	19.162	28.195	225.0
20	1'41.343	24.932	29.036	19.219	28.156	210.6	7	1'41.473	24.342	29.761	19.264	28.106	218.5
21	1'41.697	24.786	29.358	19.288	28.265	212.3	8	1'40.369	24.300	29.142	19.007	27.920	213.7
22	1'41.951	24.713	29.660	19.380	28.198	213.3	9	1'40.749	24.374	29.316	19.059	28.000	212.9
23	1'41.706	24.737	29.421	19.310	28.238	213.9	10	1'41.168	24.490	29.508	19.073	28.097	213.7
11th 94 Jonas FOLGER Mapfre Aspar Team M GER							11	1'41.154	24.481	29.475	19.063	28.135	211.8
1	1'45.937	30.632	29.064	18.751	27.490	167.3	12	1'41.141	24.526	29.376	19.157	28.082	212.1
2	1'38.885	23.864	28.727	18.704	27.590	230.4	13	1'41.382	24.530	29.361	19.257	28.234	212.2
3	1'39.368	24.121	28.850	18.747	27.650	228.1	14	1'41.253	24.543	29.304	18.993	28.413	211.9
4	1'39.253	24.054	28.767	18.775	27.657	224.7	15	1'41.351	24.451	29.492	19.106	28.302	212.0
5	1'39.468	24.047	28.758	18.754	27.909	227.0	16	1'41.310	24.718	29.445	19.169	27.978	211.5
6	1'39.961	24.062	29.255	18.869	27.775	221.5	17	1'41.978	24.679	29.496	19.290	28.513	220.3
7	1'41.756	24.564	29.986	18.854	28.352	221.6	18	1'41.280	24.684	29.379	19.057	28.160	215.3
8	1'59.217 P	24.052	29.037	18.853	47.275	225.2	19	1'40.708	24.442	29.251	18.968	28.047	212.6
9	1'44.286	28.363	29.077	18.947	27.899		20	1'41.175	24.700	29.271	19.196	28.008	211.8
10	1'40.238	24.330	29.070	18.961	27.877	219.4	21	1'41.245	24.484	29.351	19.119	28.291	212.2
11	1'40.494	24.281	29.149	18.929	28.135	221.1	22	1'40.754	24.407	29.125	19.012	28.210	213.5
12	1'40.137	24.396	28.885	18.923	27.933	216.3	23	1'40.868	24.828	29.277	18.921	27.842	212.6
13	1'40.957	24.264	29.468	19.035	28.190	217.5	14th 41 Brad BINDER RW Racing GP RSA						
14	1'40.403	24.389	29.034	18.994	27.986	216.1	1	1'49.498	32.415	29.897	19.106	28.080	179.0
15	1'41.296	24.367	29.176	19.278	28.475	219.0	2	1'39.397	23.920	28.918	18.989	27.570	231.5
16	1'40.758	24.464	29.347	18.976	27.971	217.1	3	1'40.290	24.179	29.341	19.057	27.713	232.2
17	1'40.464	24.363	28.980	19.203	27.918	221.0	4	1'39.980	24.039	29.075	19.136	27.730	231.0
18	1'40.205	24.236	28.971	18.960	28.038	219.5	5	1'47.010	24.521	35.368	19.253	27.868	221.3
19	1'39.868	24.109	28.866	18.922	27.971	220.0	6	1'41.096	24.252	29.194	19.117	28.533	223.0
20	1'40.249	24.293	29.001	18.998	27.957	219.6	7	1'40.980	24.550	29.214	19.082	28.134	219.0
21	1'40.083	24.235	28.940	18.890	28.018	219.1	8	1'40.728	24.359	29.178	19.138	28.053	222.0
22	1'39.609	24.242	28.838	18.827	27.702	221.4	9	1'40.544	24.245	29.153	19.098	28.048	223.3
23	1'39.925	24.212	28.845	18.955	27.913	224.7	10	1'40.795	24.239	29.277	19.132	28.147	223.5
12th 26 Adrian MARTIN JHK t-shirt Laglisse SPA							11	1'40.565	24.169	29.332	19.058	28.006	222.9
1	1'48.441	32.276	29.562	18.903	27.700	174.9	12	1'40.729	24.358	29.147	19.059	28.165	220.2
2	1'39.249	23.950	28.885	18.833	27.581	228.4	13	1'40.491	24.326	29.144	19.027	27.994	220.0
3	1'39.547	24.144	28.922	18.854	27.627	227.9	14	1'40.670	24.521	29.201	18.999	27.949	222.1
4	1'39.412	23.915	28.920	18.970	27.607	227.5	15	1'41.562	24.718	29.576	19.165	28.103	222.1
5	1'39.112	23.910	28.805	18.801	27.596	226.9	16	1'41.067	24.401	29.259	19.287	28.120	224.0

Fastest Lap:

1'38.638 23.654 28.718 18.813 27.453

These data/results cannot be reproduced, stored and/or transmitted in whole or in part by any manner of electronic, mechanical, photocopying, recording, broadcasting or otherwise now known or herein after developed without the previous express consent by the copyright owner, except for reproduction in daily press and regular printed publications on sale to the public within 60 days of the event related to those data/results and always provided that copyright symbol appears together as follows below.

© DORNA, 2012



Race

Moto3

Lap	Lap Time	T1	T2	T3	T4	Speed	Lap	Lap Time	T1	T2	T3	T4	Speed
17	1'41.970	24.501	29.566	19.271	28.632	220.0	2	1'39.719	24.235	29.134	18.819	27.531	229.4
18	1'41.601	24.982	29.542	19.005	28.072	215.6	3	1'39.301	24.040	28.932	18.787	27.542	229.6
19	1'41.538	24.666	29.269	19.322	28.281	217.5	4	1'39.254	23.889	28.998	18.786	27.581	227.0
20	1'41.097	24.522	29.208	19.164	28.203	219.4	5	1'40.032	24.250	29.519	18.816	27.447	226.2
21	1'40.734	24.476	29.007	19.086	28.165	219.6	6	1'39.900	24.006	29.188	18.843	27.863	228.3
22	1'40.515	24.431	29.067	19.066	27.951	223.1	7	1'40.289	24.087	29.185	18.988	28.029	223.6
23	1'41.259	24.807	29.356	19.113	27.983	217.5	8	2'01.926 P	24.209	29.206	19.077	49.434	223.1
15th 39 Luis SALOM RW Racing GP SPA							9	1'44.604	28.419	29.317	19.019	27.849	
							10	1'41.994	24.273	29.717	19.479	28.525	226.2
							11	1'40.819	24.335	29.296	19.031	28.157	219.3
							12	1'41.225	24.497	29.457	19.009	28.262	220.5
							13	1'40.350	24.014	29.286	19.018	28.032	223.6
							14	1'40.831	24.339	29.356	19.040	28.096	227.6
							15	1'40.047	24.106	29.184	18.997	27.760	225.1
							16	1'40.382	24.111	29.293	18.973	28.005	226.8
							17	1'40.612	24.346	29.356	18.970	27.940	223.7
							18	1'40.743	24.354	29.320	19.042	28.027	223.1
							19	1'42.529	24.782	30.550	19.097	28.100	224.5
							20	1'42.045	24.349	30.244	19.152	28.300	223.0
							21	1'41.247	24.417	29.448	19.108	28.274	221.1
							22	1'41.503	24.286	29.431	19.169	28.617	222.1
							23	1'42.303	24.609	29.655	19.310	28.729	218.8
16th 89 Alan TECHER Technomag-CIP-TSR FRA							18th 80 Armando PONTONE Ioda Team Italia ITA						
							1	1'50.933	33.209	30.026	19.420	28.278	178.7
							2	1'41.506	24.524	29.540	19.266	28.176	222.3
							3	1'41.181	24.405	29.428	19.138	28.210	218.9
							4	1'41.665	24.686	29.695	19.251	28.033	215.9
							5	1'41.402	24.656	29.552	19.082	28.112	217.3
							6	1'41.486	24.502	29.531	19.285	28.168	217.3
							7	1'41.881	24.577	29.427	19.560	28.317	213.6
							8	1'41.961	24.629	29.555	19.312	28.465	216.9
							9	1'42.652	24.875	29.617	19.453	28.707	209.6
							10	1'43.642	25.056	30.136	19.776	28.674	208.7
							11	1'41.483	24.831	29.313	19.132	28.207	209.5
							12	1'41.693	24.569	29.420	19.237	28.467	214.7
							13	1'42.086	24.765	29.562	19.304	28.455	209.6
							14	1'42.561	24.848	29.709	19.362	28.642	209.2
							15	1'41.754	24.818	29.423	19.266	28.247	210.7
							16	1'43.070	24.744	29.634	19.694	28.998	214.2
							17	1'43.785	25.288	30.166	19.619	28.712	208.1
							18	1'43.125	25.036	29.942	19.435	28.712	206.6
							19	1'44.061	25.269	30.060	19.682	29.050	208.4
							20	1'44.264	25.453	30.094	19.508	29.209	203.0
							21	1'43.846	25.359	29.974	19.432	29.081	204.4
							22	1'43.448	25.288	29.806	19.517	28.837	206.3
							23	1'43.080	25.188	29.815	19.338	28.739	209.4
17th 23 Alberto MONCAYO Andalucia JHK t-shirt SPA							19th 17 John McPHEE Caretta Technology GBR						
							1	1'50.287	33.178	29.837	19.213	28.059	180.6
							2	1'40.942	24.318	29.422	19.147	28.055	228.9
							3	1'41.048	24.327	29.579	19.119	28.023	225.4
							4	1'40.789	24.398	29.088	19.184	28.119	220.7
							5	1'40.469	24.227	29.056	19.108	28.078	222.7
							6	1'40.863	24.389	29.101	19.184	28.189	220.7
							7	1'41.465	24.353	29.267	19.538	28.307	222.1
							8	1'41.719	24.501	29.565	19.236	28.417	222.6
							9	1'41.978	24.757	29.469	19.409	28.343	216.9
							10	1'40.800	24.414	29.245	19.216	27.925	221.7
							11	1'41.661	24.426	29.615	19.277	28.343	220.6
							12	1'44.063	24.584	29.787	19.943	29.749	218.1
							Fastest Lap: 1'38.638 23.654 28.718 18.813 27.453						

These data/results cannot be reproduced, stored and/or transmitted in whole or in part by any manner of electronic, mechanical, photocopying, recording, broadcasting or otherwise now known or herein after developed without the previous express consent by the copyright owner, except for reproduction in daily press and regular printed publications on sale to the public within 60 days of the event related to those data/results and always provided that copyright symbol appears together as follows below.
© DORNA, 2012



Race

Moto3

Lap	Lap Time	T1	T2	T3	T4	Speed	Lap	Lap Time	T1	T2	T3	T4	Speed		
13	1'43.903	25.260	29.693	19.819	29.131	209.2	22nd 51	Kenta FUJII	Technomag-CIP-TSR JPN						
14	1'43.285	24.838	29.415	19.454	29.578	214.5			1	1'51.651	32.973	30.639	19.528	28.511	182.1
15	1'44.550	25.598	30.502	19.831	28.619	206.8			2	1'42.492	24.817	29.628	19.591	28.456	226.3
16	1'43.129	24.753	29.630	19.671	29.075	219.4			3	1'41.903	24.551	29.848	19.425	28.079	227.6
17	1'44.088	25.289	29.989	19.698	29.112	209.6			4	1'41.735	24.432	29.874	19.379	28.050	224.2
18	1'43.545	25.123	29.876	19.600	28.946	212.3			5	1'42.583	24.700	30.040	19.559	28.284	225.5
19	1'43.805	24.960	29.864	19.873	29.108	216.0			6	1'42.566	24.696	30.070	19.613	28.187	224.0
20	1'44.329	25.254	30.322	19.717	29.036	214.5			7	1'43.059	24.898	30.173	19.515	28.473	221.2
21	1'43.786	25.291	29.959	19.635	28.901	212.4			8	1'43.204	24.714	29.897	19.758	28.835	221.2
22	1'43.201	25.118	29.670	19.692	28.721	215.0			9	1'42.858	24.706	30.231	19.367	28.554	218.4
23	1'42.897	25.176	29.892	19.404	28.425	217.7			10	1'42.693	24.674	29.759	19.428	28.832	219.5
20th 96	Louis ROSSI	Racing Team German FRA							11	1'43.038	25.177	29.944	19.491	28.426	213.4
1	1'46.106	30.841	29.138	18.777	27.350	171.1			12	1'43.387	24.656	30.293	19.687	28.751	222.3
2	1'38.748	23.876	28.766	18.711	27.395	229.8			13	1'42.641	24.627	29.892	19.478	28.644	218.9
3	1'39.487	24.281	29.001	18.699	27.506	225.3			14	1'42.728	24.870	29.921	19.527	28.410	216.5
4	1'39.375	23.988	29.151	18.693	27.543	228.7			15	1'42.499	24.744	29.779	19.491	28.485	217.3
5	2'18.022 P	24.096	45.524	20.032	48.370	227.8			16	1'42.340	24.834	29.711	19.320	28.475	216.5
6	1'46.618	29.633	29.688	19.075	28.222				17	1'42.380	24.725	29.705	19.438	28.512	216.2
7	1'40.821	24.490	29.131	18.841	28.359	214.2			18	1'42.556	24.767	29.657	19.516	28.616	216.3
8	1'41.127	24.455	29.224	19.017	28.431	214.3			19	1'42.790	24.808	29.922	19.379	28.681	217.9
9	1'41.682	24.621	29.482	19.001	28.578	213.9			20	1'43.106	24.593	29.967	19.825	28.721	217.9
10	1'41.135	24.580	29.300	18.984	28.271	214.4			21	1'42.463	24.753	29.856	19.426	28.428	217.3
11	1'41.319	24.507	29.486	18.986	28.340	214.4			22	1'43.207	24.923	29.968	19.368	28.948	221.8
12	1'41.305	24.659	29.297	19.009	28.340	214.4	23	1'42.165	24.632	29.641	19.426	28.466	218.6		
13	1'40.974	24.441	29.406	18.952	28.175	214.4	23rd 30	Giulian PEDONE	Ambrogio Next Racing SWI						
14	1'41.335	24.487	29.422	19.000	28.426	215.6	1	1'51.282	33.307	29.863	19.466	28.646	178.9		
15	1'41.271	24.629	29.474	19.019	28.149	216.3	2	1'41.870	24.440	29.796	19.518	28.116	227.1		
16	1'41.325	24.409	29.258	18.925	28.733	216.3	3	1'40.938	24.139	29.492	19.201	28.106	225.5		
17	1'40.504	24.095	29.221	18.948	28.240	222.8	4	1'41.147	24.461	29.226	19.203	28.257	221.7		
18	1'41.551	24.809	29.289	19.223	28.230	212.8	5	1'41.398	24.364	29.733	19.243	28.058	219.9		
19	1'40.585	24.356	29.171	18.945	28.113	219.3	6	1'41.141	24.216	29.468	19.098	28.359	221.8		
20	1'41.278	24.433	29.507	18.909	28.429	214.9	7	1'42.206	24.490	29.780	19.474	28.462	215.7		
21	1'41.100	24.471	29.410	18.988	28.231	217.9	8	1'42.449	24.614	29.932	19.513	28.390	216.0		
22	1'41.936	24.297	29.721	19.360	28.558	218.6	9	1'42.475	24.749	29.750	19.443	28.533	217.1		
23	1'41.211	24.517	29.187	19.031	28.476	215.0	10	1'43.424	24.703	30.134	19.828	28.759	217.5		
21st 8	Jack MILLER	Caretta Technology AUS					11	1'42.479	24.665	30.138	19.301	28.375	214.7		
1	1'49.437	32.468	29.686	19.081	28.202	176.7	12	1'43.180	24.861	29.782	19.721	28.816	215.5		
2	1'40.916	24.312	29.353	19.173	28.078	229.8	13	1'42.858	24.956	29.684	19.521	28.697	210.7		
3	1'41.404	25.028	29.445	19.109	27.822	219.9	14	1'42.509	24.559	29.704	19.442	28.804	217.7		
4	1'40.824	24.416	29.249	19.154	28.005	228.1	15	1'43.649	25.044	30.192	19.630	28.783	214.1		
5	1'40.955	24.578	29.412	19.061	27.904	222.8	16	1'43.920	25.082	30.041	19.759	29.038	211.0		
6	1'41.086	24.492	29.313	19.219	28.062	215.5	17	1'43.685	25.055	30.026	19.825	28.779	210.7		
7	1'41.703	24.484	29.588	19.357	28.274	224.2	18	1'43.196	25.022	29.806	19.611	28.757	210.4		
8	1'41.285	24.481	29.266	19.217	28.321	220.6	19	1'43.502	24.953	29.980	19.697	28.872	211.5		
9	1'59.453 P	24.636	30.068	19.388	45.361	217.5	20	1'43.726	25.016	30.287	19.654	28.769	211.7		
10	1'48.449	30.855	29.568	19.419	28.607		21	1'43.368	25.020	30.214	19.601	28.533	210.9		
11	1'42.136	24.891	29.469	19.347	28.429	211.1	22	1'44.008	25.112	30.279	19.546	29.071	212.2		
12	1'42.106	24.878	29.334	19.307	28.587	211.8	23	1'42.015	24.627	29.374	19.423	28.591	218.8		
13	1'42.148	24.869	29.465	19.262	28.552	212.1	24th 75	Lincoln GILDING	K1 Racing AUS						
14	1'42.580	25.006	29.373	19.395	28.806	211.3	1	1'51.649	33.635	30.164	19.407	28.443	179.2		
15	1'42.076	24.858	29.292	19.382	28.544	213.6	2	1'42.079	24.521	30.013	19.392	28.153	223.1		
16	1'42.271	24.940	29.429	19.367	28.535	213.6	3	1'41.216	24.493	29.470	19.159	28.094	222.6		
17	1'42.309	24.828	29.306	19.442	28.733	212.8	4	1'42.250	24.680	29.969	19.298	28.303	221.0		
18	1'41.564	24.638	29.216	19.290	28.420	214.2	5	1'42.292	24.726	29.895	19.373	28.298	217.4		
19	1'41.222	24.619	29.193	19.069	28.341	218.1	6	1'42.606	24.876	30.022	19.342	28.366	215.6		
20	1'41.121	24.506	29.247	19.097	28.271	217.2	7	1'43.051	24.956	30.186	19.320	28.589	213.1		
21	1'41.195	24.502	29.350	19.145	28.198	219.0	8	1'44.023	25.111	29.948	19.916	29.048	213.6		
22	1'41.885	24.461	29.201	19.449	28.774	219.7	9	1'42.659	24.838	29.771	19.412	28.638	213.4		
23	1'40.797	24.491	28.980	19.110	28.216	222.0									

Fastest Lap:

1'38.638 23.654 28.718 18.813 27.453

These data/results cannot be reproduced, stored and/or transmitted in whole or in part by any manner of electronic, mechanical, photocopying, recording, broadcasting or otherwise now known or herein after developed without the previous express consent by the copyright owner, except for reproduction in daily press and regular printed publications on sale to the public within 60 days of the event related to those data/results and always provided that copyright symbol appears together as follows below.

© DORNA, 2012



Race

Moto3

Lap	Lap Time	T1	T2	T3	T4	Speed	Lap	Lap Time	T1	T2	T3	T4	Speed	
10	1'42.959	25.047	29.697	19.553	28.662	211.1	27th 9	Toni FINSTERBUSC Racing Team German GER						
11	1'42.842	24.838	30.041	19.394	28.569	214.9		1	1'51.342	33.546	30.288	19.284	28.224	181.5
12	1'43.493	24.873	30.017	19.585	29.018	214.5		2	1'41.823	24.536	29.574	19.375	28.338	227.2
13	1'43.365	24.964	29.927	19.300	29.174	213.5		3	1'41.772	24.541	29.811	19.218	28.202	225.9
14	1'43.584	24.856	30.388	19.459	28.881	217.2		4	1'42.541	24.826	30.055	19.331	28.329	220.5
15	1'43.868	25.112	30.192	19.493	29.071	213.8		5	1'42.564	24.727	30.100	19.339	28.398	220.5
16	1'44.457	25.321	30.463	19.729	28.944	210.8		6	1'42.620	24.812	30.103	19.407	28.298	216.6
17	1'44.694	25.236	30.746	19.849	28.863	210.9		7	1'42.641	24.946	29.989	19.333	28.373	214.5
18	1'44.270	25.108	30.185	19.819	29.158	209.2		8	1'43.850	24.873	29.996	19.711	29.270	220.3
19	1'45.223	25.345	30.781	19.846	29.251	213.0		9	1'43.028	25.273	29.996	19.310	28.449	211.6
20	1'45.404	25.623	30.757	19.852	29.172	210.4		10	1'42.991	25.115	29.870	19.558	28.448	220.0
21	1'45.366	25.552	30.584	19.854	29.376	210.3		11	1'42.927	24.860	30.279	19.389	28.399	218.0
22	1'45.961	25.587	30.735	20.013	29.626	209.4		12	1'43.321	24.893	30.004	19.603	28.821	217.9
23	1'46.213	25.670	30.962	20.047	29.534	209.0		13	1'43.197	24.914	30.039	19.458	28.786	218.3
25th 36 Sam CLARKE Fastline GP Racing AUS								14	1'43.609	24.911	30.079	19.785	28.834	221.1
1	1'55.034	34.489	30.894	20.179	29.472	171.7		15	1'48.404	25.257	31.371	21.199	30.577	215.3
2	1'46.870	25.860	30.787	20.397	29.826	206.7		16	1'43.835	25.381	29.855	19.594	29.005	210.2
3	1'47.329	26.175	31.026	20.278	29.850	198.3		PIT 25.111 30.464 19.879 210.5						
4	1'47.517	26.378	31.055	20.336	29.748	194.9		28th 25 Maverick VIÑALES Blusens Avintia SPA						
5	1'47.250	26.137	30.996	20.260	29.857	194.9		1	1'47.330	31.577	29.665	18.750	27.338	170.6
6	1'47.089	26.264	30.801	20.151	29.873	192.7		2	1'38.772	23.776	28.684	18.622	27.690	231.9
7	1'47.466	26.232	30.902	20.358	29.974	193.9		3	1'39.008	23.666	29.098	18.668	27.576	231.4
8	1'47.452	26.296	31.014	20.370	29.772	194.0		4	1'39.303	23.865	29.043	18.837	27.558	230.1
9	1'47.386	26.215	31.094	20.242	29.835	192.4	5	1'39.561	23.746	29.648	18.738	27.429	229.8	
10	1'47.388	26.112	31.060	20.315	29.901	194.0	6	1'39.511	23.852	29.068	18.778	27.813	231.4	
11	1'47.617	26.291	30.908	20.515	29.903	191.6	7	1'40.373	23.982	29.351	18.824	28.216	227.8	
12	1'47.837	26.286	31.036	20.249	30.266	194.4	8	1'39.153	23.914	28.781	18.728	27.730	230.6	
13	1'54.629	28.382	35.748	20.253	30.246	194.2	9	1'39.922	23.982	29.263	18.880	27.797	222.3	
14	1'47.659	26.113	31.153	20.409	29.984	196.0	10	1'39.969	24.198	28.877	18.936	27.958	219.9	
15	1'53.295	26.419	31.053	25.654	30.169	195.2	11	1'40.397	24.475	29.191	18.877	27.854	219.3	
16	1'47.379	26.225	31.071	20.365	29.718	196.2	12	1'39.550	24.033	28.751	18.935	27.831	224.3	
17	1'47.035	25.919	31.041	20.224	29.851	200.8	13	1'39.723	24.136	28.704	18.917	27.966	217.9	
18	1'49.675	28.004	30.831	20.573	30.267	195.6	14	1'39.789	24.247	28.683	18.927	27.932	217.4	
19	1'47.027	26.255	31.022	20.094	29.656	194.2	PIT 24.569 50.297 24.597 219.1							
20	1'47.139	25.870	31.083	20.190	29.996	199.3	29th 31 Niklas AJO TT Motion Events Rac FIN							
21	1'47.220	26.043	31.088	20.256	29.833	195.9	1	1'46.950	31.285	29.316	18.802	27.547	175.7	
22	1'47.613	26.148	31.072	20.364	30.029	195.7	2	1'39.082	23.577	28.857	18.783	27.865	234.1	
26th 63 Zulfahmi KHAIRUD AirAsia-Sic-Ajo MAL							3	1'39.355	23.676	29.398	18.675	27.606	235.1	
1	1'45.418	30.300	28.741	18.780	27.597	172.5	4	1'39.287	23.705	29.132	18.812	27.638	232.6	
2	1'39.059	23.815	28.585	18.895	27.764	230.6	5	1'39.009	23.689	29.130	18.649	27.541	237.2	
3	1'39.611	24.322	28.683	18.778	27.828	227.6	6	1'39.261	23.633	29.119	18.801	27.708	234.6	
4	1'39.224	23.959	28.783	18.808	27.674	228.2	7	1'40.180	24.333	29.264	18.898	27.685	229.3	
5	1'39.429	24.033	28.744	18.823	27.829	226.9	8	1'47.085	23.962	28.880	18.768	35.475	224.7	
6	1'39.916	24.078	29.149	18.952	27.737	226.6	9	1'41.701	24.978	29.631	19.002	28.090	218.1	
7	1'40.989	24.307	29.501	18.974	28.207	225.8	10	1'41.823	24.520	29.389	19.115	28.799	219.9	
8	1'39.874	23.881	28.887	19.054	28.052	234.7	11	1'55.167	24.640	41.298	20.342	28.887	217.9	
9	1'40.250	23.971	29.154	19.167	27.958	231.6	30th 29 Luca AMATO Mapfre Aspar Team M GER							
10	1'40.532	24.097	29.154	18.905	28.376	237.4	1	1'50.140	32.953	29.906	19.180	28.101	186.0	
11	1'39.920	23.900	29.294	18.994	27.732	235.4	2	1'40.504	24.210	29.307	19.097	27.890	231.8	
12	1'40.651	24.147	29.488	19.105	27.911	233.2	3	1'40.801	24.439	29.355	19.019	27.988	230.6	
13	1'39.296	23.993	28.814	18.859	27.630	234.2	4	1'40.700	24.398	29.302	19.147	27.853	226.6	
14	1'40.049	24.067	28.976	19.144	27.862	237.8	5	1'40.848	24.269	29.340	19.204	28.035	225.5	
15	1'40.134	24.006	29.047	19.242	27.839	232.8	6	1'41.032	24.357	29.292	19.164	28.219	225.1	
16	1'40.270	24.072	29.350	19.009	27.839	231.3	7	1'41.738	24.513	29.876	19.402	27.947	223.2	
17	1'40.189	24.190	28.915	19.028	28.056	236.6	8	1'41.119	24.411	29.500	19.074	28.134	224.8	
18	1'40.516	24.310	29.330	19.057	27.819	231.7								
19	1'50.403	24.211	29.583	18.957	37.652	232.8								
unfinished		39.438					134.5							

Fastest Lap:

1'38.638 23.654 28.718 18.813 27.453

These data/results cannot be reproduced, stored and/or transmitted in whole or in part by any manner of electronic, mechanical, photocopying, recording, broadcasting or otherwise now known or herein after developed without the previous express consent by the copyright owner, except for reproduction in daily press and regular printed publications on sale to the public within 60 days of the event related to those data/results and always provided that copyright symbol appears together as follows below.
© DORNA, 2012



Race

Moto3

Lap	Lap Time	T1	T2	T3	T4	Speed	Lap	Lap Time	T1	T2	T3	T4	Speed
unfinished	25.136					221.8							
31st	20	Riccardo MORETTI					Mahindra Racing	ITA					
1	1'52.569	33.797	30.396	19.790	28.586	177.0							
	PIT	25.472	31.670	21.654		218.6							

Fastest Lap:

1'38.638 23.654 28.718 18.813 27.453

These data/results cannot be reproduced, stored and/or transmitted in whole or in part by any manner of electronic, mechanical, photocopying, recording, broadcasting or otherwise now known or herein after developed without the previous express consent by the copyright owner, except for reproduction in daily press and regular printed publications on sale to the public within 60 days of the event related to those data/results and always provided that copyright symbol appears together as follows below.

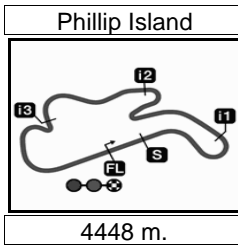
© DORNA, 2012

Official MotoGP Timing by **TISSOT**
www.motogp.com

Phillip Island, Sunday, October 28, 2012

Page 7 of 7





Computerised results and timing service provided by **TISSOT**

Moto3

AIRASIA AUSTRALIAN GRAND PRIX

Race

Analysis by Lap

23

Num Lap Time Gap

Num	Lap	Time	Gap	Num	Lap	Time	Gap	Num	Lap	Time	Gap	Num	Lap	Time	Gap																
Lap 1																															
63	1	1'45.418		30	1	1'41.870	8.675	84	1	1'41.094	9.343	84	1	1'41.046	11.478	12	1	1'41.214	11.715												
39	1	1'45.763	0.345	9	1	1'41.823	8.688	17	1	1'40.789	9.754	17	1	1'40.863	11.741	84	1	1'40.369	14.399												
94	1	1'45.937	0.519	75	1	1'42.079	9.251	89	1	1'40.655	9.842	89	1	1'40.899	11.923	29	1	1'41.119	15.304												
96	1	1'46.106	0.688	51	1	1'42.492	9.666	30	1	1'41.147	11.925	8	1	1'41.086	11.965	17	1	1'41.719	16.004												
11	1	1'46.595	1.177	36	1	1'46.870	17.427	80	1	1'41.665	11.973	41	1	1'41.096	14.614	8	1	1'41.285	16.032												
44	1	1'46.682	1.264	Lap 3																											
31	1	1'46.950	1.532	63	3	1'39.611		9	3	1'42.541	14.166	80	3	1'41.486	15.516	89	3	1'41.422	16.141												
61	1	1'46.965	1.547	94	3	1'39.368	0.102	51	3	1'41.735	14.469	75	3	1'42.606	19.435	41	3	1'40.728	17.401												
25	1	1'47.330	1.912	96	3	1'39.487	0.253	36	3	1'47.517	33.438	9	3	1'42.620	20.005	80	3	1'41.961	20.437												
7	1	1'47.341	1.923	39	3	1'39.803	0.290	Lap 5																							
52	1	1'47.715	2.297	11	3	1'39.523	0.668	63	5	1'39.429		51	5	1'42.566	20.273	30	5	1'42.449	20.853												
23	1	1'47.753	2.335	44	3	1'39.427	0.678	94	5	1'39.468	0.170	39	5	2'06.647	27.471	94	5	1'59.217	22.267												
19	1	1'47.807	2.389	61	3	1'39.179	0.742	11	5	1'39.620	0.733	96	5	1'46.618	45.699	23	5	2'01.926	26.596												
42	1	1'48.077	2.659	25	3	1'39.008	1.022	39	5	1'39.980	0.740	36	5	1'47.089	48.432	9	5	1'43.850	27.575												
26	1	1'48.441	3.023	31	3	1'39.355	1.299	61	5	1'39.613	0.786	Lap 7																			
5	1	1'48.619	3.201	19	3	1'39.296	1.462	44	5	1'39.557	0.834	11	7	1'39.727		75	7	1'44.023	27.588												
12	1	1'49.041	3.623	42	3	1'39.055	1.551	31	5	1'39.009	0.942	44	7	1'39.657	0.066	51	7	1'43.204	27.615												
32	1	1'49.082	3.664	7	3	1'39.570	1.628	42	5	1'39.279	1.056	31	7	1'40.180	0.515	39	7	1'40.241	33.484												
8	1	1'49.437	4.019	23	3	1'39.301	2.685	25	5	1'39.561	1.233	42	7	1'40.096	0.869	96	7	1'41.127	48.726												
41	1	1'49.498	4.080	5	3	1'39.132	2.885	19	5	1'39.219	1.285	63	7	1'40.989	1.037	36	7	1'47.452	1'04.429												
84	1	1'49.676	4.258	26	3	1'39.547	3.149	7	5	1'39.471	1.615	61	7	1'40.261	1.129	Lap 9															
29	1	1'50.140	4.722	52	3	1'39.910	3.243	5	5	1'38.852	2.191	25	7	1'40.373	1.249	11	9	1'39.240													
89	1	1'50.205	4.787	12	3	1'40.210	4.700	29	5	1'39.025	2.732	7	7	1'40.248	1.346	44	9	1'39.181	0.038												
17	1	1'50.287	4.869	32	3	1'40.616	5.093	42	5	1'39.279	1.056	19	7	1'40.574	1.627	25	9	1'39.922	2.115												
80	1	1'50.933	5.515	41	3	1'40.290	5.097	25	5	1'39.561	1.233	5	7	1'40.379	1.696	42	9	1'39.976	2.180												
30	1	1'51.282	5.864	29	3	1'40.801	7.357	19	5	1'39.219	1.285	52	7	1'39.857	1.784	29	9	1'39.548	2.193												
9	1	1'51.342	5.924	84	3	1'41.184	7.473	7	5	1'39.471	1.615	61	7	1'41.756	2.019	61	9	1'39.876	2.665												
75	1	1'51.649	6.231	8	3	1'41.404	7.669	5	5	1'38.852	2.191	23	7	1'40.289	3.639	19	9	1'39.817	2.740												
51	1	1'51.651	6.233	17	3	1'41.048	8.189	26	5	1'39.112	3.020	26	7	1'41.947	7.268	63	9	1'40.250	2.952												
20	1	1'52.569	7.151	89	3	1'41.139	8.411	23	5	1'40.032	3.318	12	7	1'40.592	9.470	5	9	1'39.999	3.115												
36	1	1'55.034	9.616	80	3	1'41.181	9.532	32	5	1'41.131	7.655	32	7	1'40.930	9.496	52	9	1'40.288	3.172												
Lap 2																															
63	2	1'39.059		30	2	1'40.938	10.002	12	5	1'41.238	7.671	19	9	1'41.738	13.154	12	9	1'40.943	13.418												
39	2	1'38.812	0.098	9	2	1'41.772	10.849	29	5	1'40.848	10.252	17	9	1'41.465	13.254	84	9	1'40.749	15.908												
94	2	1'38.885	0.345	75	2	1'41.216	10.856	84	5	1'40.434	10.348	89	9	1'41.717	13.688	89	9	1'41.128	18.029												
96	2	1'38.748	0.377	51	2	1'41.903	11.958	17	5	1'40.469	10.794	8	9	1'41.703	13.716	41	9	1'40.544	18.705												
11	2	1'38.638	0.756	36	2	1'47.329	25.145	8	5	1'40.955	10.795	84	9	1'41.473	12.999	17	9	1'41.978	18.742												
44	2	1'38.657	0.862	Lap 4																											
61	2	1'38.686	1.174	63	4	1'39.224		89	5	1'40.527	10.940	29	9	1'41.738	13.154	80	9	1'42.652	23.849												
31	2	1'39.082	1.555	94	4	1'39.253	0.131	41	5	1'47.010	13.434	17	9	1'41.465	13.254	30	9	1'42.475	24.088												
25	2	1'38.772	1.625	39	4	1'39.123	0.189	30	5	1'41.398	13.894	89	9	1'41.717	13.688	94	9	1'44.286	27.313												
7	2	1'38.805	1.669	96	4	1'39.375	0.404	80	5	1'41.402	13.946	8	9	1'41.703	13.716	75	9	1'42.659	31.007												
19	2	1'38.447	1.777	11	4	1'39.098	0.542	75	5	1'42.292	16.745	41	9	1'40.980	15.642	51	9	1'42.858	31.233												
42	2	1'38.507	2.107	61	4	1'39.084	0.602	9	5	1'42.564	17.301	44	9	1'42.206	17.373	9	9	1'43.028	31.363												
52	2	1'39.706	2.944	44	4	1'39.252	0.706	51	5	1'42.583	17.623	80	9	1'41.881	17.445	26	9	1'41.103	11.932												
23	2	1'39.719	2.995	25	4	1'39.303	1.101	96	5	2'18.022	38.997	75	9	1'43.051	22.534	12	9	1'40.943	13.418												
26	2	1'39.249	3.213	31	4	1'39.287	1.362	36	5	1'47.250	41.259	9	9	1'42.641	22.694	84	9	1'40.749	15.908												
5	2	1'39.222	3.364	19	4	1'39.257	1.495	Lap 6																							
32	2	1'39.483	4.088	7	4	1'39.169	1.573	63	6	1'39.916		29	9	1'41.738	13.154	41	9	1'40.544	18.705												
12	2	1'39.537	4.101	23	4	1'39.254	2.715	94	6	1'39.961	0.215	17	9	1'41.465	13.254	89	9	1'41.128	18.029												
41	2	1'39.397	4.418	5	4	1'39.107	2.768	11	6	1'39.408	0.225	8	9	1'41.703	13.716	44	9	1'42.652	23.849												
8	2	1'40.916	5.876	52	4	1'39.117	3.136	31	6	1'39.261	0.287	84	9	1'41.473	12.999	17	9	1'41.978	18.742												
84	2	1'40.701	5.900	26	4	1'39.412	3.337	44	6	1'39.443	0.361	29	9	1'41.738	13.154	80	9	1'42.652	23.849												
29	2	1'40.504	6.167	41	4	1'39.980	5.853	42	6	1'39.585	0.725	17	9	1'41.465	13.254	30	9	1'42.475	24.088												
17	2	1'40.942	6.752	12	4	1'40.386	5.862	61	6	1'39.950	0.820	89	9	1'41.717	13.688	94	9	1'44.286	27.313												
89	2	1'41.155	6.883	32	4	1'40.084	5.953	25	6	1'39.511	0.828	8	9	1'41.703	13.716	75	9	1'42.659	31.007												
80	2	1'41.506	7.962	29	4	1'40.700	8.833	44	6	1'39.443	0.361	41	9	1'40.980	15.642	51	9	1'42.858	31.233												
Lap 8																															
8	8	1'40.916	5.876	8	4	1'40.824	9.269	26	6	1'42.169	5.273	61	9	1'42.641	22.694	9	9	1'43.028	31.363												
84	8	1'40.701	5.900	41	4	1'39.980	5.853	32	6	1'40.779	8.518	51	9	1'43.059	23.380	26	9	1'41.103	11.932												
29	8	1'40.504	6.167	12	4	1'40.386	5.862	12	6	1'41.075	8.830	39	9	1'44.693	32.212	12	9	1'40.943	13.418												
17	8	1'40.942	6.752	32	4	1'40.084	5.953	29	6	1'41.032	11.368	9	9	1'42.641	22.694	84	9	1'40.749	15.908												
89	8	1'41.155	6.883	29	4	1'40.700	8.833	26	6	1'42.169	5.273	41	9	1'40.980	15.642	89	9	1'41.128	18.029												
80	8	1'41.506	7.962	8	4	1'40.824	9.269	32	6	1'40.779	8.518	44	9	1'42.206	17.373	44	9	1'42.652	23.849												
Lap 10																															
8	10	1'40.916	5.876	8	10	1'40.824	9.269	26	6	1'42.169	5.273	61	9	1'42.641	22.694	9	9	1'43.028	31.363												
84	10	1'40.701	5.900	41	10	1'39.980	5.853	32	6	1'40.779	8.518	51	9	1'43.059	23.380																

Num Lap Time Gap

31	1'41.823	13.456
26	1'41.007	13.480
32	1'41.135	13.575
12	1'41.313	15.272
84	1'41.168	17.617
41	1'40.795	20.041
89	1'41.489	20.059
17	1'40.800	20.083
80	1'43.642	28.032
30	1'43.424	28.053
94	1'40.238	28.092
51	1'42.693	34.467
23	1'41.994	34.495
75	1'42.959	34.507
9	1'42.991	34.895
39	1'40.043	35.790
8	1'48.449	45.235
96	1'41.135	52.844
36	1'47.388	1'20.504

Lap 11

11	1'39.340	
44	1'39.322	0.122
42	1'40.043	3.485
25	1'40.397	3.682
61	1'40.408	3.748
7	1'40.265	3.912
5	1'39.637	3.971
52	1'39.884	4.155
63	1'39.920	4.605
19	1'41.105	4.676
32	1'41.382	15.617
26	1'41.909	16.049
12	1'41.054	16.986
84	1'41.154	19.431
41	1'40.565	21.266
89	1'41.082	21.801
17	1'41.661	22.404
94	1'40.494	29.246
31	1'55.167	29.283
80	1'41.483	30.175
30	1'42.479	31.192
23	1'40.819	35.974
39	1'39.883	36.333
75	1'42.842	38.009
51	1'43.038	38.165
9	1'42.927	38.482
8	1'42.136	48.031
96	1'41.319	54.823
36	1'47.617	1'28.781

Lap 12

11	1'39.589	
44	1'39.513	0.046
25	1'39.550	3.643
42	1'40.031	3.927
61	1'40.200	4.359
5	1'40.083	4.465
52	1'40.231	4.797
7	1'40.513	4.836
19	1'40.118	5.205
63	1'40.651	5.667
32	1'41.152	17.180
26	1'41.387	17.847
12	1'40.838	18.235
84	1'41.141	20.983
41	1'40.729	22.406
89	1'41.108	23.320
17	1'44.063	26.878
94	1'40.137	29.794

80	1'41.693	32.279
30	1'43.180	34.783
39	1'40.329	37.073
23	1'41.225	37.610
75	1'43.493	41.913
51	1'43.387	41.963
9	1'43.321	42.214
8	1'42.106	50.548
96	1'41.305	56.539
36	1'47.837	1'37.029

Lap 13

11	1'39.340	
44	1'39.397	0.103
25	1'39.723	4.026
42	1'39.474	4.061
5	1'39.345	4.470
61	1'39.529	4.548
52	1'39.557	5.014
19	1'39.340	5.205
7	1'39.712	5.208
63	1'39.296	5.623
32	1'40.906	18.746
12	1'40.610	19.505
26	1'41.171	19.678
84	1'41.382	23.025
41	1'40.491	23.557
89	1'41.325	25.305
94	1'40.957	31.411
17	1'43.903	31.441
80	1'42.086	35.025
39	1'40.406	38.139
30	1'42.858	38.301
23	1'40.350	38.620
51	1'42.641	45.264
75	1'43.365	45.938
9	1'43.197	46.071
8	1'42.148	53.356
96	1'40.974	58.173
36	1'54.629	1'52.318

Lap 14

11	1'39.518	
44	1'39.511	0.096
25	1'39.789	4.297
42	1'39.871	4.414
61	1'39.431	4.461
5	1'39.585	4.537
52	1'39.751	5.247
7	1'39.669	5.359
19	1'39.681	5.368
63	1'40.049	6.154
32	1'41.225	20.453
12	1'40.664	20.651
26	1'40.842	21.002
41	1'40.670	24.709
84	1'41.253	24.760
89	1'41.401	27.188
94	1'40.403	32.296
17	1'43.285	35.208
80	1'42.561	38.068
39	1'40.269	38.890
23	1'40.831	39.933
30	1'42.509	41.292
51	1'42.728	48.474
75	1'43.584	50.004
9	1'43.609	50.162
8	1'42.580	56.418
96	1'41.335	59.990
36	1'47.659	2'00.459

Lap 15

11	1'39.619	
44	1'39.657	0.134
61	1'40.887	5.729
42	1'40.968	5.763
5	1'40.909	5.827
7	1'40.163	5.903
52	1'40.280	5.908
19	1'40.238	5.987
63	1'40.134	6.669
32	1'40.787	21.621
12	1'40.699	21.731
26	1'40.563	21.946
84	1'41.351	26.492
41	1'41.562	26.652
89	1'42.272	29.841
94	1'41.296	33.973
39	1'40.530	39.801
17	1'44.550	40.139
80	1'41.754	40.203
23	1'40.047	40.361
30	1'43.649	45.322
51	1'42.499	51.354
75	1'43.868	54.253
8	1'42.076	58.875
9	1'48.404	58.947
96	1'41.271	1'01.642
36	1'53.295	2'14.135

Lap 16

11	1'40.134	
44	1'40.104	0.104
42	1'39.997	5.626
61	1'40.183	5.778
5	1'40.129	5.822
7	1'40.219	5.988
19	1'40.385	6.238
52	1'40.574	6.348
63	1'40.270	6.805
12	1'41.760	23.357
32	1'41.895	23.382
26	1'41.701	23.513
41	1'41.067	27.585
84	1'41.310	27.668
89	1'41.957	31.664
94	1'40.758	34.597
39	1'40.590	40.257
23	1'40.382	40.609
17	1'43.129	43.134
80	1'43.070	43.139
30	1'43.920	49.108
51	1'42.340	53.560
75	1'44.457	58.576
8	1'42.271	1'01.012
9	1'43.835	1'02.648
96	1'41.325	1'02.833
36	1'47.379	2'21.380

Lap 17

11	1'40.535	
44	1'40.516	0.085
61	1'40.425	5.668
42	1'40.616	5.707
7	1'40.275	5.728
5	1'40.447	5.734
52	1'40.012	5.825
19	1'40.187	5.890
63	1'40.189	6.459
32	1'41.091	23.938

12	1'41.457	24.279
26	1'41.677	24.655
41	1'41.970	29.020
84	1'41.978	29.111
89	1'41.877	33.006
94	1'40.464	34.526
39	1'40.628	40.350
23	1'40.612	40.686
80	1'43.785	46.389
17	1'44.088	46.687
30	1'43.685	52.258
51	1'42.380	55.405
75	1'44.694	1'02.735
8	1'42.309	1'02.786
96	1'40.504	1'02.802
36	1'47.035	2'27.880

Lap 18

44	1'40.399	
11	1'40.636	0.152
5	1'40.174	5.424
61	1'40.612	5.796
19	1'40.476	5.882
42	1'40.693	5.916
52	1'40.754	6.095
7	1'40.915	6.159
63	1'40.516	6.491
32	1'40.908	24.362
12	1'41.026	24.821
26	1'41.098	25.269
84	1'41.280	29.907
41	1'41.601	30.137
94	1'40.205	34.247
89	1'41.793	34.315
39	1'40.616	40.482
23	1'40.743	40.945
80	1'43.125	49.030
17	1'43.545	49.748
30	1'43.196	54.970
51	1'42.556	57.477
8	1'41.564	1'03.866
96	1'41.551	1'03.869
75	1'44.270	1'06.521
36	1'49.675	2'37.071

Lap 19

44	1'41.154	
11	1'41.084	0.082
5	1'39.868	4.138
42	1'39.484	4.246
61	1'39.852	4.494
52	1'39.603	4.544
7	1'39.620	4.625
19	1'40.349	5.077
63	1'50.403	15.740
32	1'41.030	24.238
12	1'40.778	24.445
26	1'41.341	25.456
84	1'40.708	29.461
41	1'41.538	30.521
94	1'39.868	32.961
89	1'41.983	35.144
39	1'42.528	41.856
23	1'42.529	42.320
80	1'44.061	51.937
17	1'43.805	52.399
30	1'43.502	57.318
51	1'42.790	59.113
96	1'40.585	1'03.300
8	1'41.222	1'03.934

75	1'45.223	1'10.590
36	1'47.027	2'42.944

Lap 20

11	1'39.761	
44	1'40.174	0.331
5	1'40.017	4.312
42	1'39.925	4.328
61	1'39.771	4.422
52	1'39.866	4.567
7	1'39.906	4.688
19	1'40.024	5.258
32	1'41.343	25.738
12	1'41.305	25.907
26	1'42.041	27.654
84	1'41.175	30.793
41	1'41.097	31.775
94	1'40.249	33.367
89	1'42.081	37.382
39	1'41.277	43.290
23	1'42.045	44.522
80	1'44.264	56.358
17	1'44.329	56.885
30	1'43.726	1'01.201
51	1'43.106	1'02.376
96	1'41.278	1'04.735
8	1'41.121	1'05.212
75	1'45.404	1'16.151
36	1'47.139	2'50.240

Lap 21

11	1'39.732	
44	1'40.221	0.820
61	1'40.287	4.977
52	1'40.599	5.434
5	1'40.896	5.476
42	1'41.023	5.619
19	1'40.143	5.669
7	1'40.736	5.692
32	1'41.697	27.703
12	1'41.549	27.724
26	1'42.747	30.669
84	1'41.245	32.306
41	1'40.734	32.777
94	1'40.083	33.718
89	1'42.438	40.088
39	1'40.399	43.957
23	1'41.247	46.037
80	1'43.846	1'00.472
17	1'43.786	1'00.939
30	1'43.368	1'04.837
51	1'42.463	1'05.107
96	1'41.100	1'06.103
8	1'41.195	1'06.675
75	1'45.366	1'21.785
36	1'47.220	2'57.728

Lap 22

Num Lap Time Gap

41	1'40.515	33.423
94	1'39.609	33.458
89	1'42.235	42.454
39	1'40.102	44.190
23	1'41.503	47.671
80	1'43.448	1'04.051
17	1'43.201	1'04.271
96	1'41.936	1'08.170
51	1'43.207	1'08.445
8	1'41.885	1'08.691
30	1'44.008	1'08.976
75	1'45.961	1'27.877
36	1'47.613	3'05.472

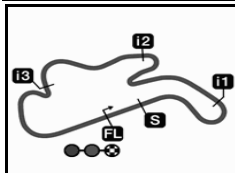
Lap 23

11	1'40.580	
44	1'40.994	2.108
61	1'40.202	5.031
42	1'40.214	5.084
52	1'40.218	5.107
5	1'40.111	5.109
19	1'39.756	5.374
7	1'40.681	5.894
12	1'41.555	30.783
32	1'41.706	30.911
94	1'39.925	32.803
26	1'40.585	33.302
84	1'40.868	33.479
41	1'41.259	34.102
39	1'40.139	43.749
89	1'41.953	43.827
23	1'42.303	49.394
80	1'43.080	1'06.551
17	1'42.897	1'06.588
96	1'41.211	1'08.801
8	1'40.797	1'08.908
51	1'42.165	1'10.030
30	1'42.015	1'10.411
75	1'46.213	1'33.510

Lapped rider

These data/results cannot be reproduced, stored and/or transmitted in whole or in part by any manner of electronic, mechanical, photocopying, recording, broadcasting or otherwise now known or herein after developed without the previous express consent by the copyright owner, except for reproduction in daily press and regular printed publications on sale to the public within 60 days of the event related to those data/results and always provided that copyright symbol appears together as follows below.
© DORNA, 2012





4448 m.

AIRASIA AUSTRALIAN GRAND PRIX**2012 Rookie of the Year Classification****24**

Rider	<i>Nation</i>	<i>Points</i>	QAT	SPA	POR	FRA	CAT	GBR	NED	GER	ITA	INP	CZE	RSM	ARA	JPN	MAL	AUS	VAL
1 RINS Alex	SPA	141	6	13	9	16	-	-	10	-	9	9	11	13	10	13	9	13	
2 FENATI Romano	ITA	136	20	25	-	-	7	9	4	-	20	11	8	16	-	6	-	10	
3 SISSIS Arthur	AUS	84	9	-	3	11	-	8	-	7	-	5	2	6	7	5	5	16	
4 ANTONELLI Niccolò	ITA	74	-	8	10	13	4	3	-	4	13	-	-	8	6	4	1	-	
5 TECHER Alan	FRA	21	5	2	-	8	3	-	-	3	-	-	-	-	-	-	-	-	
6 MILLER Jack	AUS	17	-	-	-	-	1	-	-	13	-	-	-	-	-	-	-	3	-
7 BINDER Brad	RSA	11	-	-	5	-	-	-	-	-	-	-	-	-	-	-	-	4	2
8 MORENO Ivan	SPA	10	-	3	-	7	-	-	-	-	-	-	-	-	-	-	-	-	
9 VIÑALES Isaac	SPA	8	-	-	-	-	-	-	-	-	-	2	-	-	-	-	-	-	6
10 FINSTERBUSCH To	GER	7	-	-	-	-	-	-	2	5	-	-	-	-	-	-	-	-	

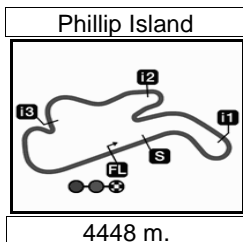
These data/results cannot be reproduced, stored and/or transmitted in whole or in part by any manner of electronic, mechanical, photocopying, recording, broadcasting or otherwise now known or herein after developed without the previous express consent by the copyright owner, except for reproduction in daily press and regular printed publications on sale to the public within 60 days of the event related to those data/results and always provided that copyright symbol appears together as follows below.

© DORNA, 2012

Official MotoGP Timing by **TISSOT**
www.motogp.com

Phillip Island, Sunday, October 28, 2012





Computerised results and timing service provided by **TISSOT**
 After the **AIRASIA AUSTRALIAN GRAND PRIX**

Moto3

2012 Riders Performance

(Qualifying Position - Race Position)

25

Rider	Points	QAT	SPA	POR	FRA	CAT	GBR	NED	GER	ITA	INP	CZE	RSM	ARA	JPN	MAL	AUS	VAL
1 CORTESE Sandro	305	1-3	2-3	1-1	6-6	4-2	4-3	1-2	1-1	2-3	1-2	2-3	1-1	3-2	3-6	3-1	1-1	-
2 SALOM Luis	208	4-4	19-2	7-3	9-NC	6-10	6-2	10-4	9-3	9-NC	4-1	5-2	5-2	2-1	6-NC	5-4	9-15	-
3 VIÑALES Maverick	199	2-1	9-6	2-2	1-NC	1-1	1-1	6-1	24-17	1-1	3-NC	1-4	11-5	6-NS	2-2	-	8-NC	-
4 RINS Alex	141	13-10	1-4	22-7	26-3	16-NC	10-NC	16-6	27-20	3-7	6-7	8-5	17-4	10-6	13-4	9-7	16-4	-
5 FENATI Romano	136	6-2	10-1	6-NC	21-NC	13-9	9-7	17-12	35-24	8-2	8-5	13-8	2-3	4-NC	10-10	17-20	14-6	-
6 KENT Danny	129	12-8	15-NL	4-8	17-NC	14-20	5-6	2-3	2-NC	5-5	2-12	9-7	4-12	5-4	1-1	11-6	4-5	-
7 OLIVEIRA Miguel	114	8-5	3-NC	3-NC	3-NC	5-3	11-10	8-10	31-19	16-NC	11-4	21-9	9-9	9-8	11-7	6-5	6-2	-
8 KHAIRUDDIN Zulfahmi	112	7-6	28-10	5-4	10-NC	2-8	8-9	18-11	20-6	7-9	5-6	3-NC	8-11	7-NC	4-5	1-2	5-NC	-
9 FOLGER Jonas	93	32-NC	-	-	11-11	29-NC	19-NC	35-NC	8-NC	26-NC	15-3	10-1	6-6	1-3	7-NC	2-3	2-11	-
10 VAZQUEZ Efen	93	21-16	11-NC	8-5	2-NS	8-NC	2-5	24-9	14-5	4-6	7-NC	11-25	15-7	8-5	9-9	7-8	3-8	-
11 SISSIS Arthur	84	9-7	8-NC	16-13	14-5	19-22	15-8	13-16	21-9	29-NC	23-11	20-14	10-10	16-9	14-11	21-11	7-3	-
12 MASBOU Alexis	81	10-NC	4-5	10-9	5-NC	7-5	3-4	7-7	10-2	17-12	12-10	17-16	-	-	-	-	-	-
13 ROSSI Louis	76	3-9	12-NC	15-NC	15-1	3-4	7-NC	12-5	7-NC	11-NC	14-13	16-17	12-NC	13-7	8-8	4-NC	12-20	-
14 ANTONELLI Niccolò	74	20-17	17-8	12-6	27-4	10-12	13-13	3-NC	18-12	6-4	25-NC	4-23	3-8	11-10	12-12	12-15	-	-
15 KORNFEIL Jakub	62	19-15	5-NC	11-10	4-NC	12-11	14-11	9-13	5-10	13-8	10-8	7-6	18-15	17-11	19-15	14-16	13-13	-
16 MONCAYO Alberto	52	14-14	20-7	17-14	7-2	17-14	16-15	11-19	13-NC	12-NC	9-9	14-12	16-14	12-13	15-NC	15-18	11-17	-
17 FAUBEL Hector	52	16-12	16-9	9-12	8-NC	9-7	23-12	4-15	12-7	10-10	29-NS	6-11	13-13	-	-	-	-	-
18 TONUCCI Alessandro	43	11-NC	24-11	21-18	23-14	18-28	12-16	15-22	26-16	19-16	13-15	12-10	7-17	14-12	5-3	13-17	10-7	-
19 AJO Niklas	33	5-13	27-NC	-	13-15	24-21	18-14	5-8	11-14	28-11	24-EX	-	24-NC	20-14	23-13	16-9	15-NC	-
20 MARQUEZ Alex	27	-	13-12	19-15	-	11-6	-	-	-	-	20-NC	18-21	25-NC	18-15	17-14	24-14	19-9	-
21 TECHER Alan	21	18-11	-	20-17	18-8	21-13	17-21	14-17	19-13	14-17	19-NC	-	20-NC	30-21	20-20	20-21	24-16	-
22 MILLER Jack	17	26-25	6-NL	-	22-NC	20-15	24-NC	33-EX	4-4	25-21	18-NS	-	21-NC	23-19	22-19	19-13	23-21	-
23 MARTIN Adrian	16	24-20	14-NC	13-NC	12-NC	28-17	20-NC	21-18	3-NC	24-13	21-NC	15-13	-	19-NC	16-17	10-10	17-12	-
24 BINDER Brad	11	15-NC	26-NC	14-11	16-NL	22-NC	26-17	19-20	6-NC	18-24	17-NC	23-20	14-16	32-16	18-NC	8-12	20-14	-
25 MORENO Ivan	10	22-19	23-13	26-20	29-9	23-18	34-22	25-29	34-25	30-26	-	-	-	-	-	-	-	-

NC=Not classified NL=Not finished first lap NP=Not started race re-start N2=Not finished first lap race re-start EX=Excluded NS=Not Started DS=Disqualified

These data/results cannot be reproduced, stored and/or transmitted in whole or in part by any manner of electronic, mechanical, photocopying, recording, broadcasting or otherwise now known or herein after developed without the previous express consent by the copyright owner, except for reproduction in daily press and regular printed publications on sale to the public within 60 days of the event related to those data/results and always provided that copyright symbol appears together as follows below.
 © DORNA, 2012

Official MotoGP Timing by **TISSOT**
 www.motogp.com



	Rider	<i>Points</i>	QAT	SPA	POR	FRA	CAT	GBR	NED	GER	ITA	INP	CZE	RSM	ARA	JPN	MAL	AUS	<i>VAL</i>
26	IWEMA Jasper	9	17-24	29-17	28-NC	25-7	25-16	22-18	31-24	17-NC	31-NC	22-NC	27-24	22-NC	24-NC	-	-	-	-
27	GRUENWALD Luca	8	-	-	-	-	-	-	-	16-8	-	-	26-19	-	-	-	-	-	-
28	VIÑALES Isaac	8	27-NC	7-NC	27-NC	20-NC	27-24	28-23	26-21	25-21	23-19	16-14	-	-	29-17	25-23	18-19	18-10	-
29	PEDONE Giulian	7	-	33-15	29-NC	19-10	32-27	32-27	32-NC	29-27	22-23	28-17	32-22	23-NC	21-23	28-25	27-26	26-23	-
30	FINSTERBUSCH Toni	7	31-23	30-NC	30-21	30-NS	-	27-19	23-14	15-11	21-18	30-16	22-NC	32-18	25-18	24-NC	22-23	31-NC	-
31	SCHROTTER Marcel	4	23-NC	25-16	23-19	33-12	30-NC	35-26	30-NC	30-NC	-	-	-	-	-	-	-	-	-
32	HANUS Kevin	3	-	-	31-25	31-13	-	-	-	28-26	-	-	-	-	-	-	-	-	-
33	CALIA Kevin	2	-	-	-	-	-	-	-	-	15-14	-	-	19-NC	-	-	-	-	-
34	McPHEE John	1	-	-	-	-	15-19	29-28	-	-	-	-	19-15	-	27-22	26-21	26-22	22-19	-
35	RINALDI Michael Ruben	1	-	-	-	-	-	-	-	-	20-15	-	25-NC	31-20	-	-	-	-	-
36	GROTZYKJ Simone	1	29-22	31-NL	-	24-NC	26-23	25-20	27-23	23-15	27-22	-	-	-	-	-	-	-	-

NC=Not classified NL=Not finished first lap NP=Not started race re-start N2=Not finished first lap race re-start EX=Excluded NS=Not Started DS=Disqualified

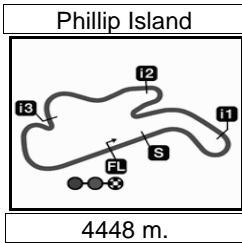
These data/results cannot be reproduced, stored and/or transmitted in whole or in part by any manner of electronic, mechanical, photocopying, recording, broadcasting or otherwise now known or herein after developed without the previous express consent by the copyright owner, except for reproduction in daily press and regular printed publications on sale to the public within 60 days of the event related to those data/results and always provided that copyright symbol appears together as follows below.
© DORNA, 2012

Official MotoGP Timing by **TISSOT**
www.motogp.com

Phillip Island, Sunday, October 28, 2012

Moto3 Page 2 of 2





Computerised results and timing service provided by **TISSOT**

Moto3

AIRASIA AUSTRALIAN GRAND PRIX
Official Starting Grid

4448 m. Race : 23 laps = 102.304 km



1	1 1'38.334 11 Sandro CORTESE KTM	2	2 1'38.727 94 Jonas FOLGER Kalex KTM	3	3 1'39.179 7 Efen VAZQUEZ FTR Honda
2	4 1'39.222 52 Danny KENT KTM	4	5 1'39.229 63 Zulfahmi KHAIRUDDIN KTM	5	6 1'39.262 44 Miguel OLIVEIRA Suter Honda
3	7 1'39.337 61 Arthur SISIS KTM	6	8 1'39.387 25 Maverick VIÑALES FTR Honda	7	9 1'39.430 39 Luis SALOM Kalex KTM
4	10 1'39.451 19 Alessandro TONUCCI FTR Honda	8	11 1'39.514 23 Alberto MONCAYO FTR Honda	9	12 1'39.536 96 Louis ROSSI FTR Honda
5	13 1'39.572 84 Jakub KORNFEIL FTR Honda	10	14 1'39.595 5 Romano FENATI FTR Honda	11	15 1'39.631 31 Niklas AJO KTM
6	16 1'39.649 42 Alex RINS Suter Honda	11	17 1'39.750 26 Adrian MARTIN FTR Honda	12	18 1'40.167 32 Isaac VIÑALES FTR Honda
7	19 1'40.336 12 Alex MARQUEZ Suter Honda	12	20 1'40.372 41 Brad BINDER Kalex KTM	13	21 1'40.854 80 Armando PONTONE Ioda

The results are provisional until the end of the limit for protest and appeals and until the ratification of the Event Management Committee.

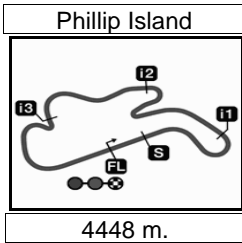
Time limit for protest expires 60' at the latest after publication of the results - Mr. Time:

These data/results cannot be reproduced, stored and/or transmitted in whole or in part by any manner of electronic, mechanical, photocopying, recording, broadcasting or otherwise now known or herein after developed without the previous express consent of the copyright owner, except for reproduction in daily press and regular printed publications on sale to the public within 60 days of the event related to those data/results and always provided that copyright symbol appears together as follows below.

© DORNA, 2012

Official MotoGP Timing by **TISSOT**
 www.motogp.com





Computerised results and timing service provided by **TISSOT**

Moto3

AIRASIA AUSTRALIAN GRAND PRIX
Official Starting Grid

4448 m.

Race : 23 laps = 102.304 km

8

22
 1'40.984
17 John McPHEE
 KRP Honda

23
 1'41.177
8 Jack MILLER
 Honda

24
 1'41.198
89 Alan TECHER
 TSR Honda

9

25
 1'42.027
30 Giulian PEDONE
 Suter Honda

26
 1'42.475
51 Kenta FUJII
 TSR Honda

27
 1'43.029
29 Luca AMATO
 Kalex KTM

10

28
 1'43.045
75 Lincoln GILDING
 Honda

29
 1'44.393
20 Riccardo MORETTI
 Mahindra

30
 1'44.809
9 Toni FINSTERBUSCH
 Honda

11

31
 1'46.873
36 Sam CLARKE
 Honda

The results are provisional until the end of the limit for protest and appeals and until the ratification of the Event Management Committee.

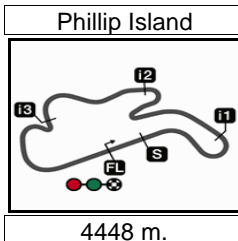
Time limit for protest expires 60' at the latest after publication of the results - Mr. Time:

These data/results cannot be reproduced, stored and/or transmitted in whole or in part by any manner of electronic, mechanical, photocopying, recording, broadcasting or otherwise now known or herein after developed without the previous express consent by the copyright owner, except for reproduction in daily press and regular printed publications on sale to the public within 60 days of the event related to those data/results and always provided that copyright symbol appears together as follows below.

© DORNA, 2012

Official MotoGP Timing by **TISSOT**
 www.motogp.com



**AIRASIA AUSTRALIAN GRAND PRIX****Race****Top Speed & Average**

<i>Rider</i>	<i>Nation</i>	<i>Motorcycle</i>	<i>Top 5 speeds</i>					<i>Average</i>	<i>Top</i>
52 Danny KENT	GBR	KTM	238.2	237.7	236.2	235.3	235.3	236.5	238.2
63 Zulfahmi KHAIRUDDIN	MAL	KTM	237.8	237.4	236.6	235.4	234.7	236.4	237.8
31 Niklas AJO	FIN	KTM	237.2	235.1	234.6	234.1	232.6	234.7	237.2
19 Alessandro TONUCCI	ITA	FTR HONDA	236.1	235.2	235.1	234.8	233.6	234.7	236.1
61 Arthur SISSIS	AUS	KTM	236.0	233.7	233.5	231.9	231.8	233.4	236.0
5 Romano FENATI	ITA	FTR HONDA	235.8	234.2	233.2	232.6	230.5	233.2	235.8
7 Efren VAZQUEZ	SPA	FTR HONDA	235.1	233.6	232.3	231.2	231.0	232.6	235.1
11 Sandro CORTESE	GER	KTM	234.8	233.8	232.9	231.3	229.8	232.5	234.8
42 Alex RINS	SPA	SUTER HONDA	234.1	232.6	232.5	231.7	230.5	232.3	234.1
89 Alan TECHER	FRA	TSR HONDA	233.3	231.0	229.0	228.9	228.3	230.1	233.3
41 Brad BINDER	RSA	KALEX KTM	232.2	231.5	231.0	224.0	223.5	228.4	232.2
25 Maverick VIÑALES	SPA	FTR HONDA	231.9	231.4	231.4	230.6	230.1	231.1	231.9
29 Luca AMATO	GER	KALEX KTM	231.8	230.6	226.6	225.5	225.1	227.9	231.8
44 Miguel OLIVEIRA	POR	SUTER HONDA	231.8	230.6	230.4	229.3	227.5	229.9	231.8
84 Jakub KORNFEIL	CZE	FTR HONDA	230.4	225.0	225.0	224.4	220.3	225.0	230.4
94 Jonas FOLGER	GER	KALEX KTM	230.4	228.1	227.0	225.2	224.7	226.7	230.4
8 Jack MILLER	AUS	HONDA	229.8	228.1	224.2	222.8	222.0	225.4	229.8
96 Louis ROSSI	FRA	FTR HONDA	229.8	228.7	227.8	225.3	222.8	226.9	229.8
23 Alberto MONCAYO	SPA	FTR HONDA	229.6	229.4	228.3	227.6	227.0	228.4	229.6
17 John McPHEE	GBR	KRP HONDA	228.9	225.4	222.7	222.6	222.1	224.4	228.9
12 Alex MARQUEZ	SPA	SUTER HONDA	228.8	223.7	223.7	222.3	221.3	223.5	228.8
39 Luis SALOM	SPA	KALEX KTM	228.5	226.6	226.0	226.0	223.5	226.1	228.5
26 Adrian MARTIN	SPA	FTR HONDA	228.4	227.9	227.5	226.9	222.1	226.5	228.4
51 Kenta FUJII	JPN	TSR HONDA	227.6	226.3	225.5	224.2	224.0	225.5	227.6
9 Toni FINSTERBUSCH	GER	HONDA	227.2	225.9	221.1	220.5	220.5	223.0	227.2
32 Isaac VIÑALES	SPA	FTR HONDA	227.1	225.8	224.3	221.7	220.2	223.8	227.1
30 Giulian PEDONE	SWI	SUTER HONDA	227.1	225.5	221.8	221.7	219.9	223.2	227.1
75 Lincoln GILDING	AUS	HONDA	223.1	222.6	221.0	217.4	217.2	220.2	223.1
80 Armando PONTONE	ITA	IODA	222.3	218.9	217.3	217.3	216.9	218.5	222.3
20 Riccardo MORETTI	ITA	MAHINDRA	218.6	177.0				197.8	218.6
36 Sam CLARKE	AUS	HONDA	206.7	200.8	199.3	198.3	196.2	200.3	206.7

These data/results cannot be reproduced, stored and/or transmitted in whole or in part by any manner of electronic, mechanical, photocopying, recording, broadcasting or otherwise now known or herein after developed without the previous express consent by the copyright owner, except for reproduction in daily press and regular printed publications on sale to the public within 60 days of the event related to those data/results and always provided that copyright symbol appears together as follows below.

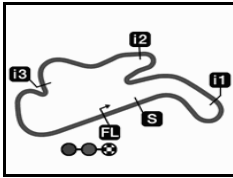
© DORNA, 2012

Official MotoGP Timing by **TISSOT**
www.motogp.com




Phillip Island, Sunday, October 28, 2012

Phillip Island

Computerised results and timing service provided by **TISSOT****Moto3**

4448 m.

AIRASIA AUSTRALIAN GRAND PRIX**Race****Fastest Laps Sequence**

<i>Lap</i>	<i>Race Time</i>	 <i>Rider</i>	<i>Nation</i>	<i>Motorcycle</i>	<i>Time</i>	<i>Km/h</i>	<i>Riders's Lap</i>
2	3'24.477	63 Zulfahmi KHAIRUDDIN	MAL	KTM	1'39.059	161.649	2
2	3'24.575	39 Luis SALOM	SPA	KALEX KTM	1'38.812	162.053	2
2	3'24.854	96 Louis ROSSI	FRA	FTR HONDA	1'38.748	162.158	2
2	3'25.233	11 Sandro CORTESE	GER	KTM	1'38.638	162.339	2
2	3'26.254	19 Alessandro TONUCCI	ITA	FTR HONDA	1'38.447	162.654	2

These data/results cannot be reproduced, stored and/or transmitted in whole or in part by any manner of electronic, mechanical, photocopying, recording, broadcasting or otherwise now known or herein after developed without the previous express consent by the copyright owner, except for reproduction in daily press and regular printed publications on sale to the public within 60 days of the event related to those data/results and always provided that copyright symbol appears together as follows below.

© DORNA, 2012

Official MotoGP Timing by **TISSOT**
www.motogp.com

Phillip Island, Sunday, October 28, 2012

